

Understanding the Rise in Uninsured Children in Kansas

KANSAS HEALTH INSTITUTE

Informing Policy. Improving Health.

Who We Are



- Nonprofit, nonpartisan educational institution based in Topeka.
- Established in 1995 with a multi-year grant from the Kansas Health Foundation.
- Committed to convening meaningful conversations around tough topics related to health.

Hello!



Kaci Cink, M.P.H.
Senior Analyst
Kansas Health Institute
kcink@khi.org

Agenda

- **Welcome**
- **Children's Coverage Under Pressure: Medicaid/CHIP Enrollment Declines and Child Uninsured Rates**
  Anne Dwyer, Center for Children and Families, Georgetown McCourt School of Public Policy
- **The Rise in Uninsured Kansas Children: What the data tell us**
  Kaci Cink, Kansas Health Institute
- **Behind the Policy, What Coverage Changes Mean for Kansas Children and Families**
  Panel Discussion
- **Transition to Lunch**
- **Solutions-Focused Working Lunch**
- **Closing**

Resource Guide

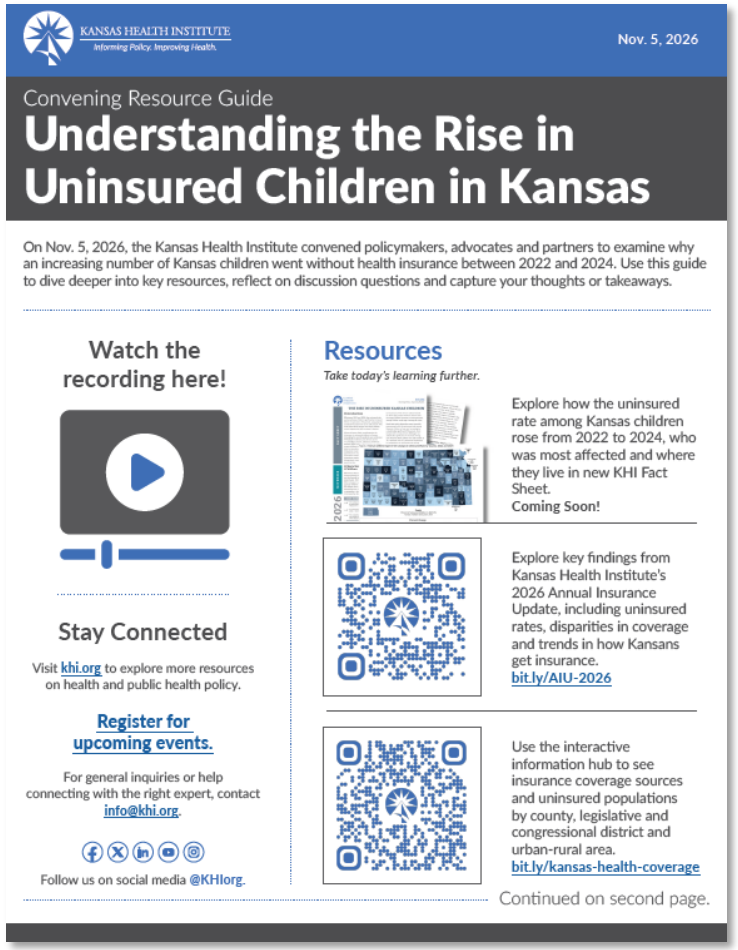

KANSAS HEALTH INSTITUTE
Informing Policy. Improving Health.

Nov. 5, 2026

Convening Resource Guide

Understanding the Rise in Uninsured Children in Kansas

On Nov. 5, 2026, the Kansas Health Institute convened policymakers, advocates and partners to examine why an increasing number of Kansas children went without health insurance between 2022 and 2024. Use this guide to dive deeper into key resources, reflect on discussion questions and capture your thoughts or takeaways.

Watch the recording here!

Stay Connected

Visit khi.org to explore more resources on health and public health policy.

Register for upcoming events.

For general inquiries or help connecting with the right expert, contact info@khi.org.

Follow us on social media @KHIorg.

Resources

Take today's learning further.

Explore how the uninsured rate among Kansas children rose from 2022 to 2024, who was most affected and where they live in new KHI Fact Sheet.
Coming Soon!

Explore key findings from Kansas Health Institute's 2026 Annual Insurance Update, including uninsured rates, disparities in coverage and trends in how Kansans get insurance.
bit.ly/AIU-2026

Use the interactive information hub to see insurance coverage sources and uninsured populations by county, legislative and congressional district and urban-rural area.
bit.ly/kansas-health-coverage

Continued on second page.

Access your Resource Guide in the chat!

Acknowledgments

We recognize the following individuals for their contributions:



Kaci Cink, M.P.H.

Senior Analyst



Sarah Derby

Intern



Wen-Chieh Lin, Ph.D.

Director of Research

Acknowledgments



Kari Bruffett

President & CEO



Stewart Cole

Multimedia Specialist



Cathy McNorton

Senior Communication Specialist & Portfolio Strategist



Theresa Freed, M.A.

Director of Strategic Communication and Engagement



Taryn Berroth

Administrative Assistant

Children's Coverage Under Pressure: Medicaid/CHIP Enrollment Declines and Child Uninsured Rates



KANSAS HEALTH INSTITUTE

Informing Policy. Improving Health.

Children's Coverage Under Pressure



Anne Dwyer, JD, M.P.H.

Associate Research Professor

Center for Children and Families, Georgetown McCourt School of Public Policy

Georgetown University
McCourt School of Public Policy
CENTER FOR CHILDREN AND FAMILIES

Children's Coverage Under Pressure: Child Uninsured Rates and Medicaid/CHIP Enrollment Declines

Anne Dwyer, JD, MPH
Associate Research Professor
Georgetown University
McCourt School of Public Policy
Center for Children and Families

November 5, 2026

Rate of Uninsured Children in the United States and Kansas, 2008-2025

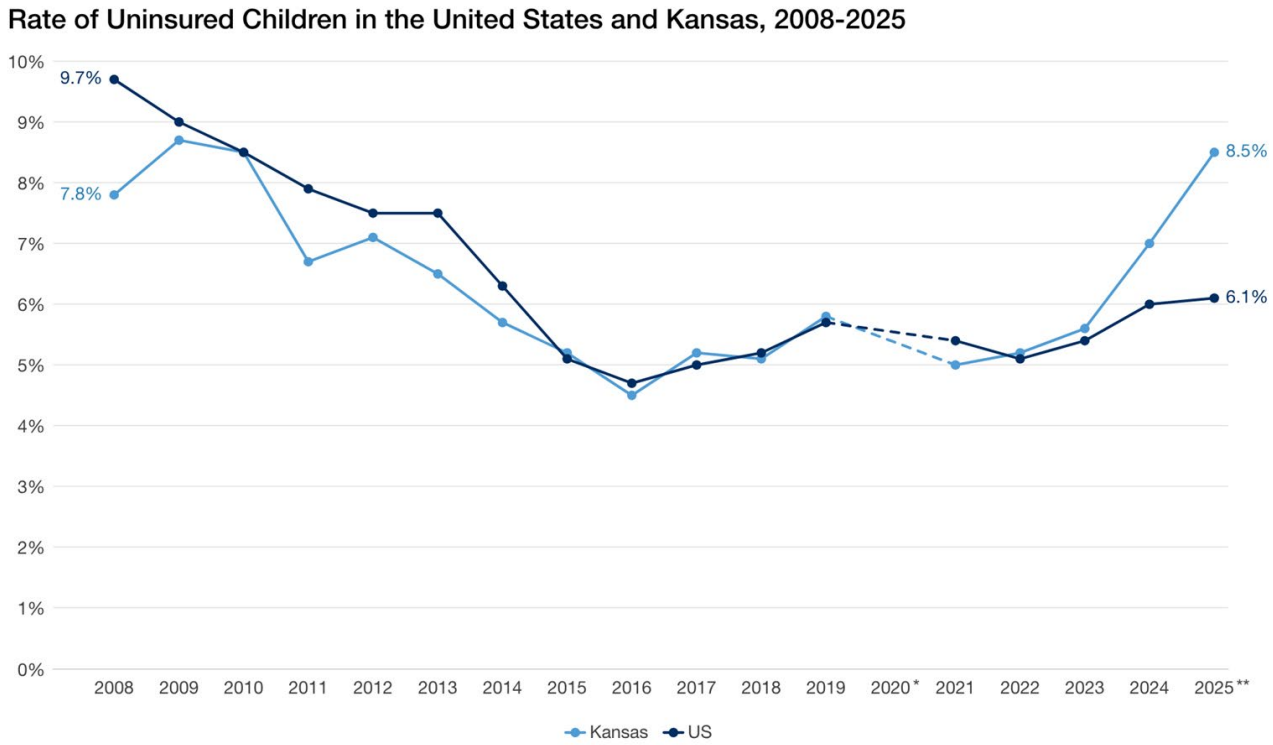

** Due to pandemic-related data quality issues, the U.S. Census Bureau did not release standard 1-year ACS estimates in 2020.*
*** Changes to the ACS health insurance question and data processing were implemented in 2025; therefore, the U.S. Census Bureau recommends using caution when comparing health insurance estimates to previous years.*

Source: Georgetown University Center for Children and Families analysis of the U.S. Census Bureau American Community Survey (ACS) Table HIC-

BLOG HIGHLIGHT



Georgetown University
McCourt School of Public Policy
CENTER FOR CHILDREN
AND FAMILIES

Source: Georgetown University Center for Children and Families analysis of the U.S. Census Bureau American Community Survey (ACS) Table HIC-5, Health Insurance Coverage Status and Type of Coverage by State--Children Under 19: 2008 to 2025; https://ccf.georgetown.edu/2026/10/30/new-census-data-show-child-uninsured-rate-hovers-at-highest-level-in-decade-increases-for-young-children/

Rate of Uninsured Children in Kansas Significantly Increased from 2024 to 2025

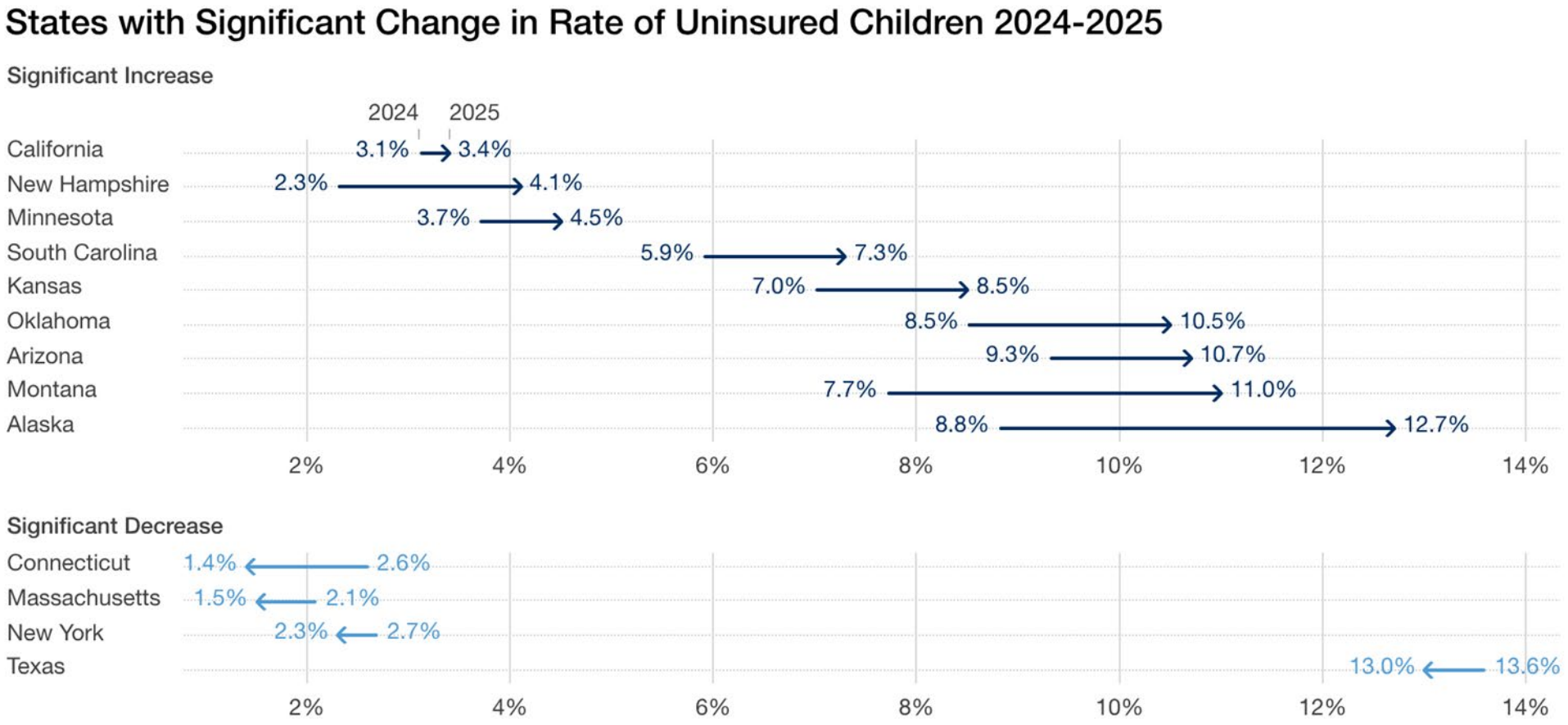

** Note: Changes to the ACS health insurance question and data processing were implemented in 2025. The U.S. Census Bureau recommends data users compare health insurance estimates to previous years with caution.*

Georgetown University McCourt School of Public Policy CENTER FOR CHILDREN AND FAMILIES

Source: Georgetown University Center for Children and Families analysis of the U.S. Census Bureau American Community Survey (ACS) Table HIC-5, Health Insurance Coverage Status and Type of Coverage by State--Children Under 19: 2008 to 2025.

Rate of Uninsured Children in the United States by Race and Ethnicity, 2024-2025

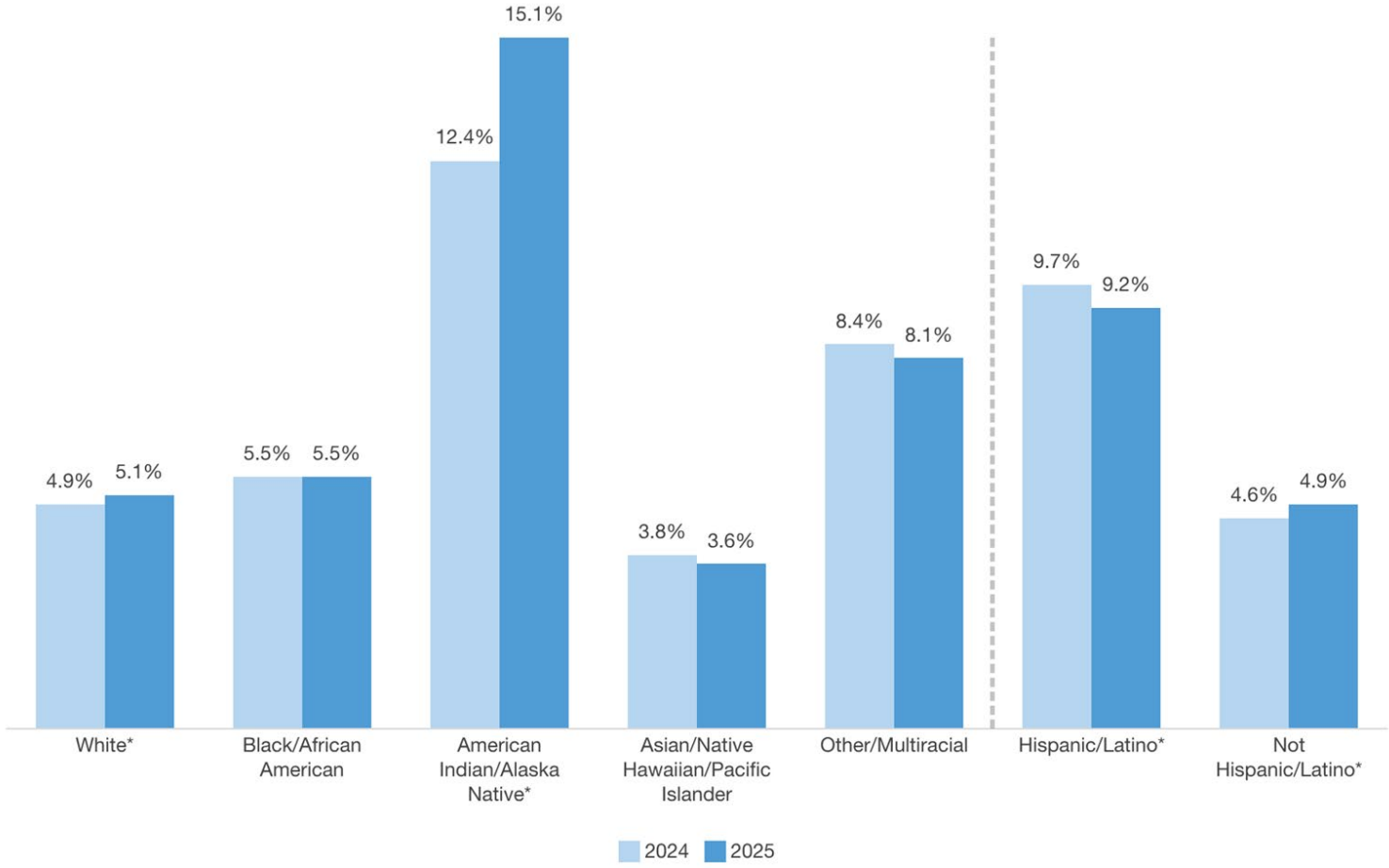

** Change is significant at the 90% confidence level. Hispanic/Latino refers to a person's ethnicity, therefore Hispanic individuals may be of any race.*
Note: Changes to the ACS health insurance question and data processing were implemented in 2025; therefore, the U.S. Census Bureau recommends using caution when comparing health insurance estimates to previous years.

Georgetown University McCourt School of Public Policy
CENTER FOR CHILDREN AND FAMILIES

Source: Georgetown University Center for Children and Families analysis of the U.S. Census Bureau American Community Survey (ACS) Table HIC-5, Health Insurance Coverage Status and Type of Coverage by State--Children Under 19: 2008 to 2025.

Uninsured Rate for Children in the United States by Age, 2015-2025

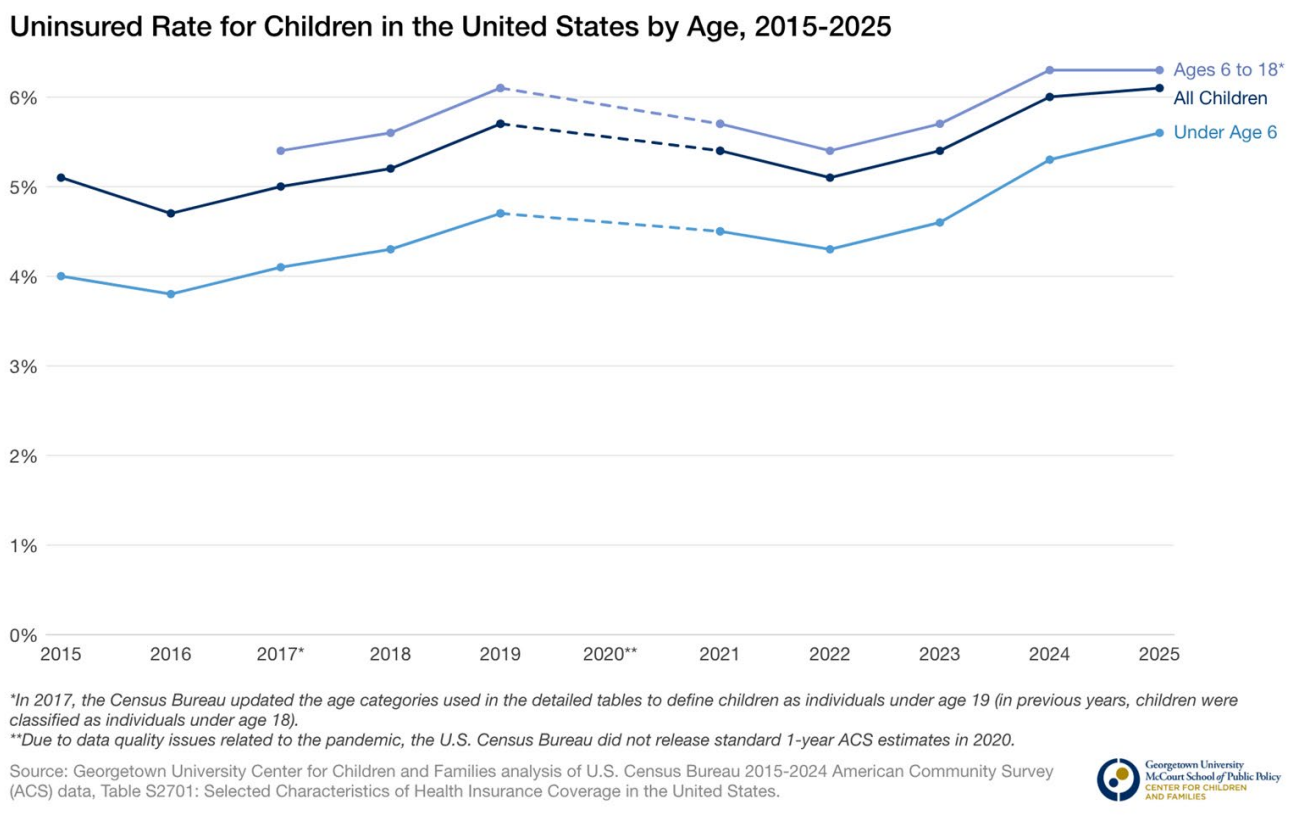

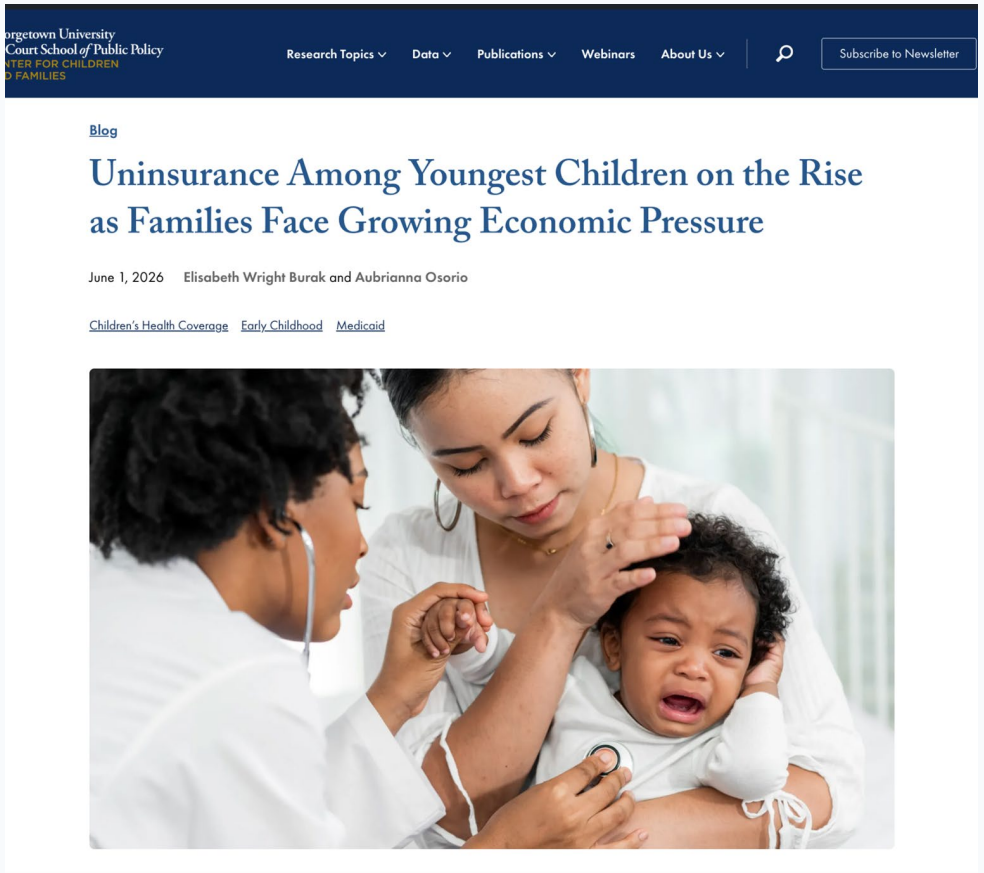

Georgetown University McCourt School of Public Policy CENTER FOR CHILDREN AND FAMILIES

Source: Georgetown University Center for Children and Families analysis of U.S. Census Bureau 2015-2024 American Community Survey (ACS) data, Table S2701: Selected Characteristics of Health Insurance Coverage in the United States; https://ccf.georgetown.edu/2026/06/01/uninsurance-among-youngest-children-on-the-rise-as-families-face-growing-economic-pressure/

Percent Growth in Number of Uninsured Children Under Age 6 Outpaced Growth Among Older Children in US and 9 States, 2022-2024

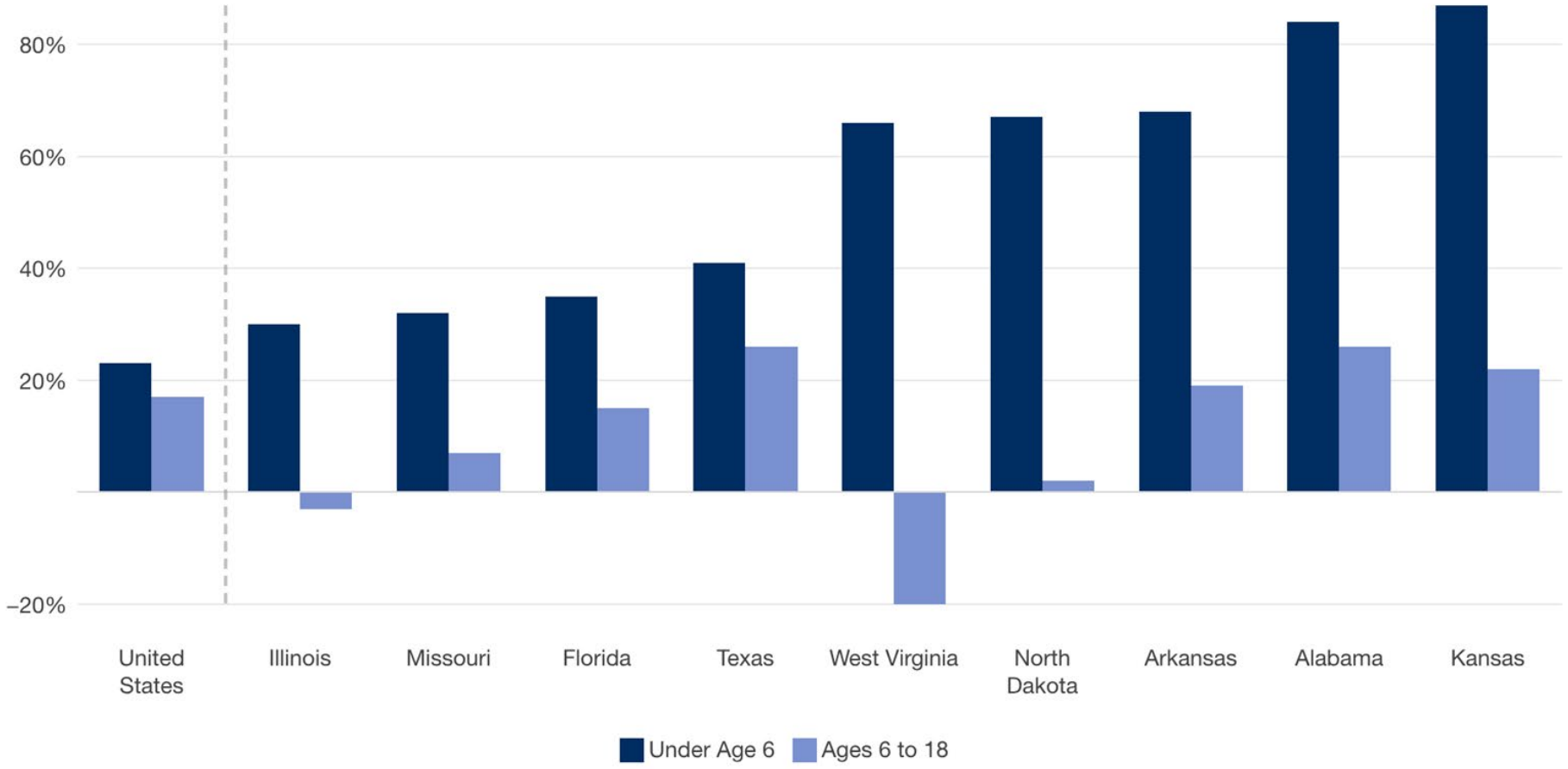

Source: Georgetown University Center for Children and Families analysis of U.S. Census Bureau 2015-2024 American Community Survey (ACS) data, Table S2701: Selected Characteristics of Health Insurance Coverage in the United States.

Georgetown University McCourt School of Public Policy CENTER FOR CHILDREN AND FAMILIES

The Uninsured Rate for Children Under Age 6 Increased Significantly in 16 States, 2022-2024

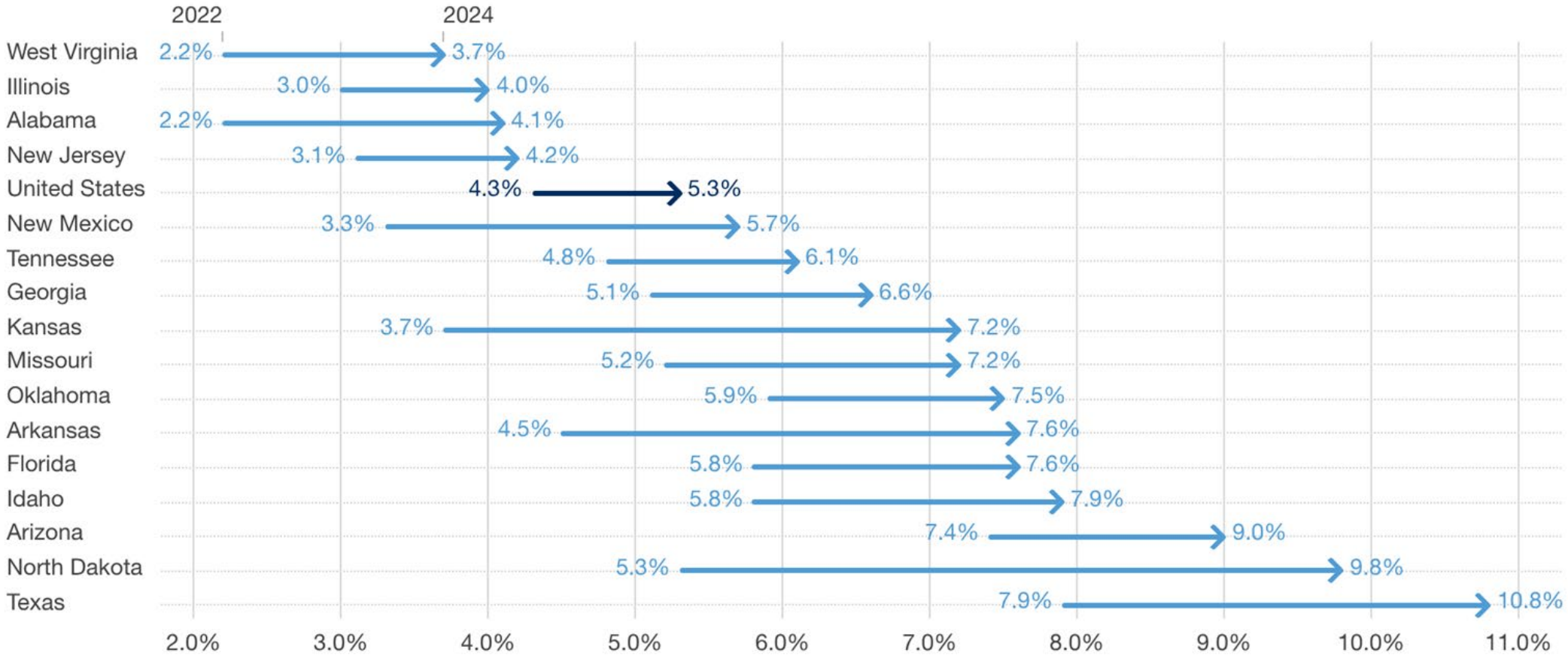

Georgetown University McCourt School of Public Policy CENTER FOR CHILDREN AND FAMILIES

Difference significant at the 90% confidence level.

Source: Georgetown University Center for Children and Families analysis of U.S. Census Bureau 2015-2024 American Community Survey (ACS) data, Table S2701: Selected Characteristics of Health Insurance Coverage in the United States.

United States Child Medicaid/CHIP Enrollment Decline, January 2025-August 2026

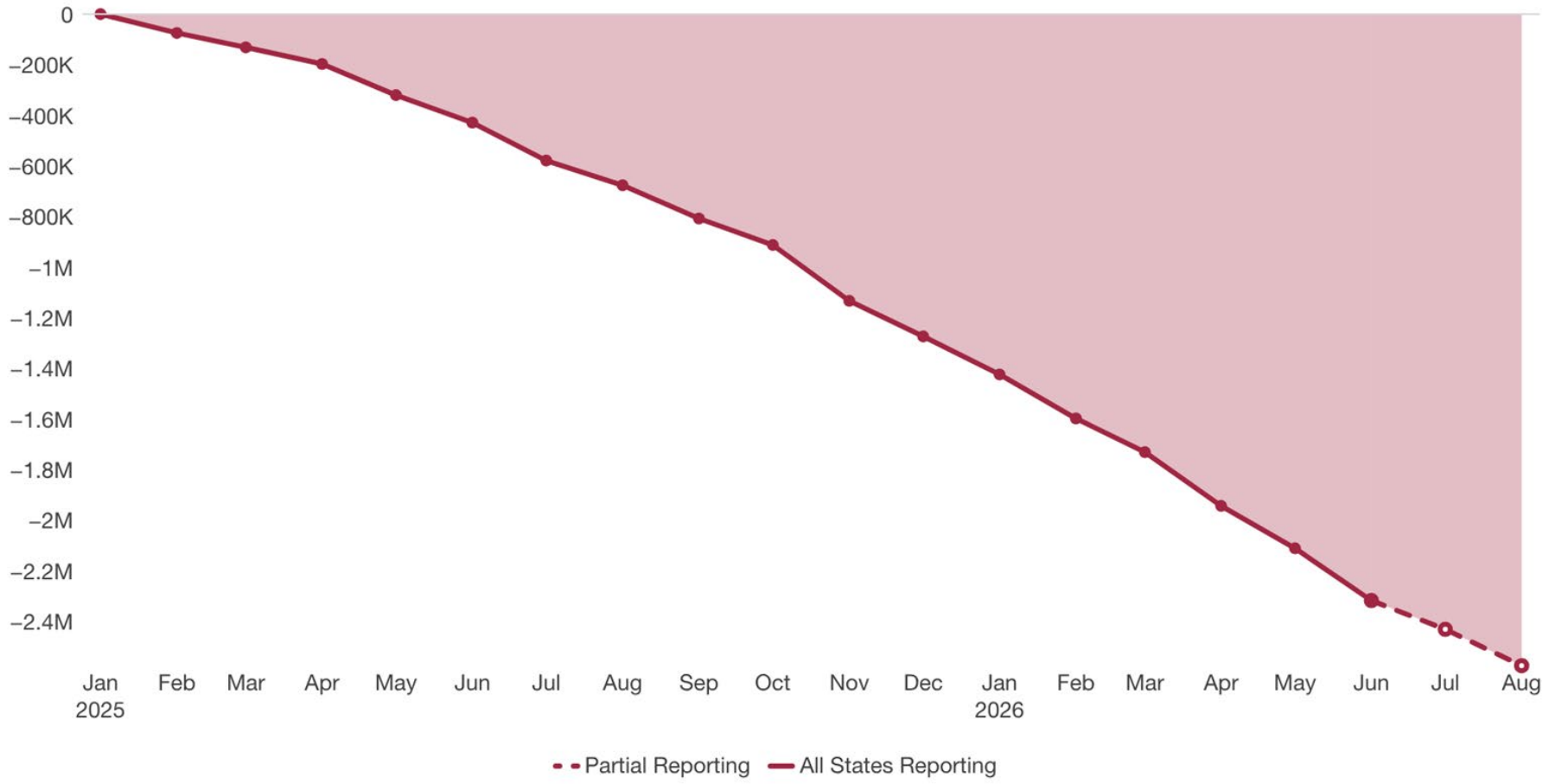

Last updated: September 2026. States use different data sources.

Source: Georgetown University Center for Children and Families analysis of state administrative enrollment data and Centers for Medicare & Medicaid Services State Medicaid and CHIP Applications, Eligibility Determinations, and Enrollment Data. CCF uses the most recent publicly available state administrative data in 30 states and substitutes CMS enrollment data in the remaining 21 states.

Georgetown University McCourt School of Public Policy
CENTER FOR CHILDREN AND FAMILIES

Kansas Child Medicaid/CHIP Enrollment

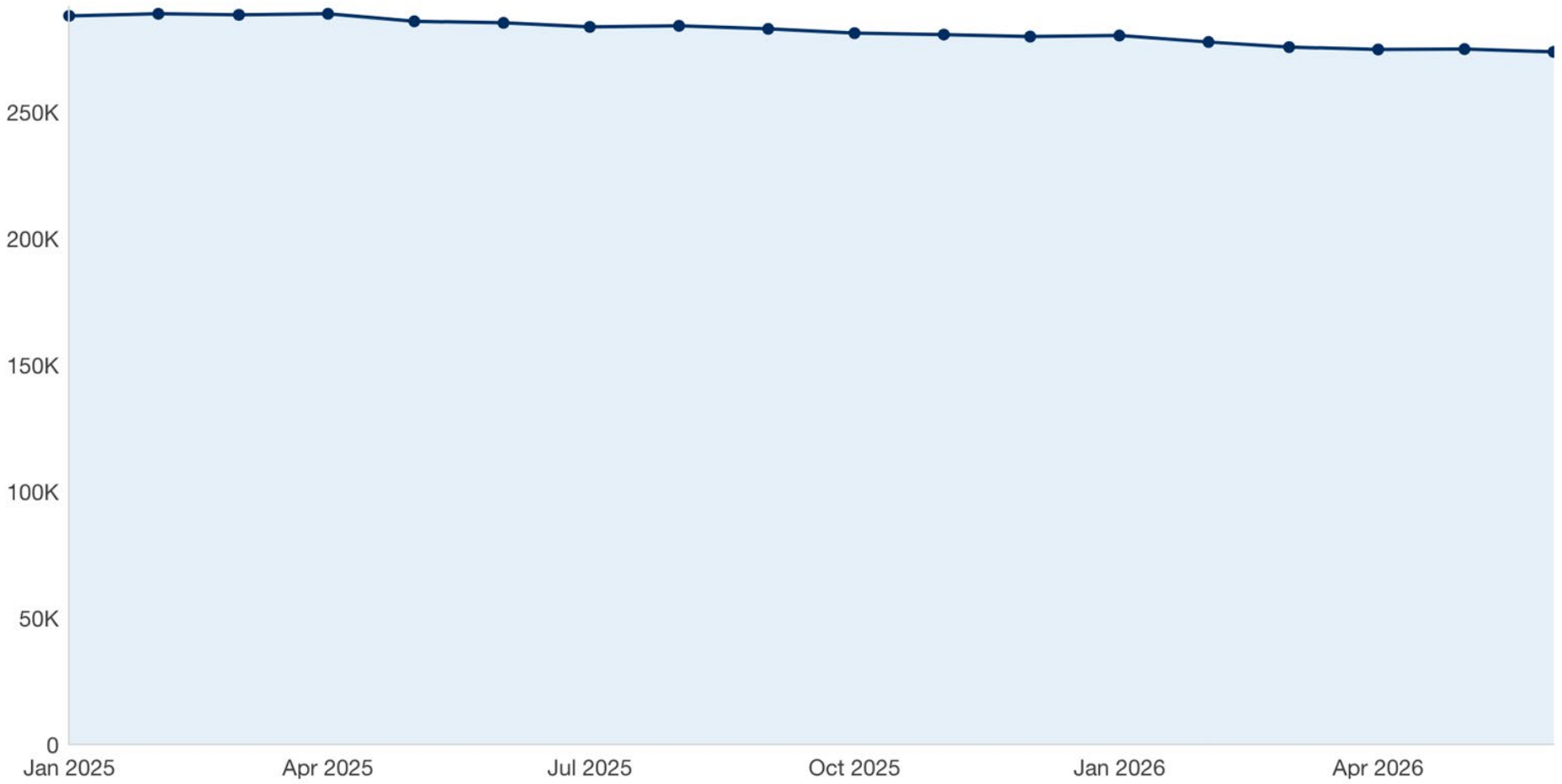

Last updated: September 2026.

Source: Georgetown University Center for Children and Families analysis of Centers for Medicare & Medicaid Services State Medicaid and CHIP Applications, Eligibility Determinations, and Enrollment Data. See source document for more information.

For More Information

Resources:

1. New Census Data Show Child Uninsured Rate Remains at Highest Level in Decade, Increases for Young Children
2. Uninsured Rate for Young Children Rose More Sharply than for Older Children from 2022-2024
3. State by State Medicaid and CHIP Enrollment Data

Twitter/X:

@georgetownccf

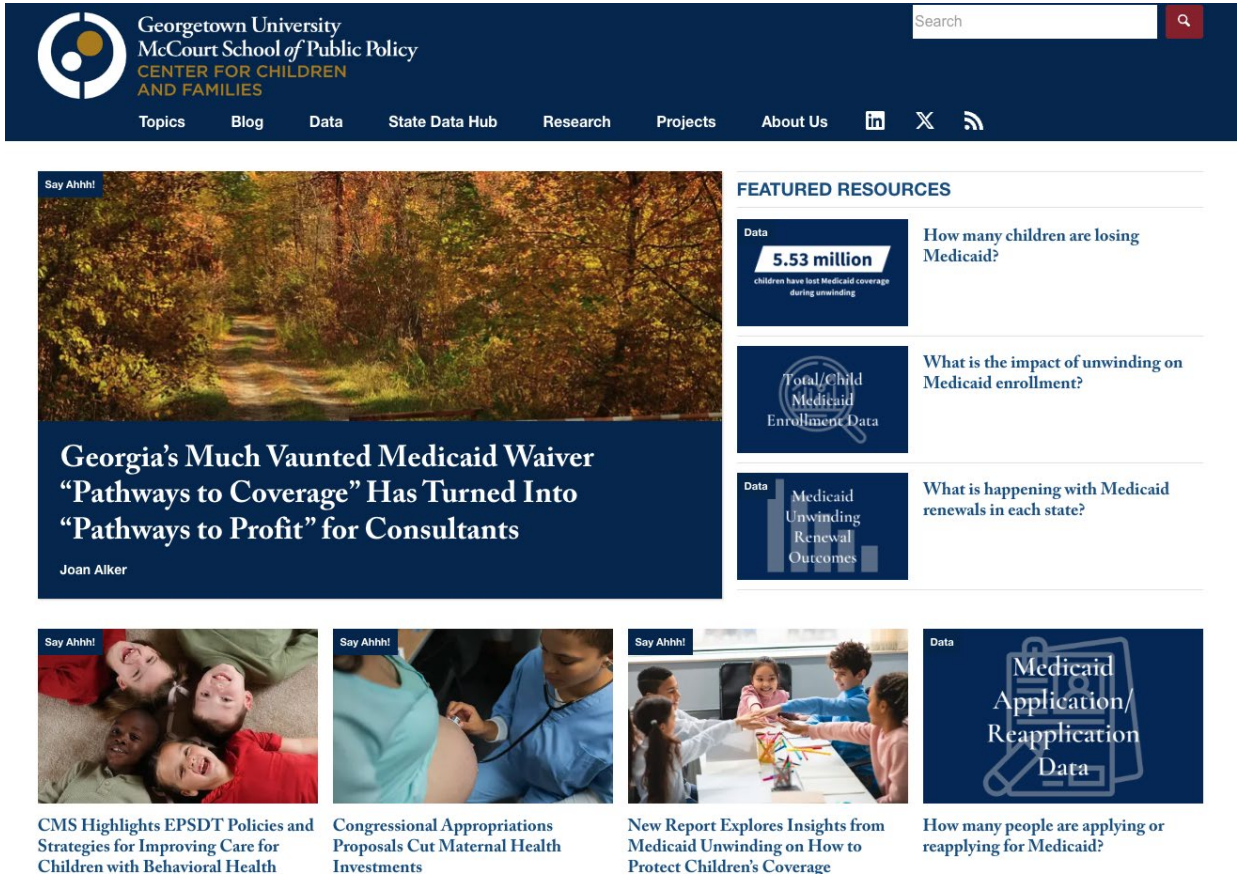

The Rise in Uninsured Kansas Children:

What the data tell us



KANSAS HEALTH INSTITUTE

Informing Policy. Improving Health.

Policy Shifts and Insurance Market

Medicaid Unwinding

- **During COVID-19**: Medicaid and CHIP enrollees kept coverage without eligibility redetermination.
- **April 2023-May 2024:** Kansas restarted and finished reviews.

Rising Family Premiums

- Premium increases in Kansas for employer-sponsored health insurance have **outpaced the rate of inflation over the past 10 years**.

ACA Marketplace

- Average monthly benchmark silver premiums for a family of four **increased by about 6 percent** in 2025.
- At the same time, ACA marketplace changes **expanded enrollment and subsidies**.

***CHIP**: Children's Health Insurance Program*
***ACA**: Affordable Care Act*

Kansas children without insurance (2022-2024)

Increase from **5.1%** → **7.0%**

51,284 children
without coverage in 2024

37.6% increase
in Kansas children without health coverage

(13,357 more children than in 2022)

Disparities - Age

Children under 6 saw the sharpest rise between 2022 and 2024

Under age 6

- Rose from 3.7 percent to 7.2 percent
- +94.6 percent

Ages 6-18

- Rose from 5.8 percent to 7.0 percent
- +20.7 percent

Kansas had the **highest relative increase among children under 6** of any state

Disparities - Age

Kansas Children Ages 0-18: Change in Uninsured Rate by Characteristics, 2022 and 2024

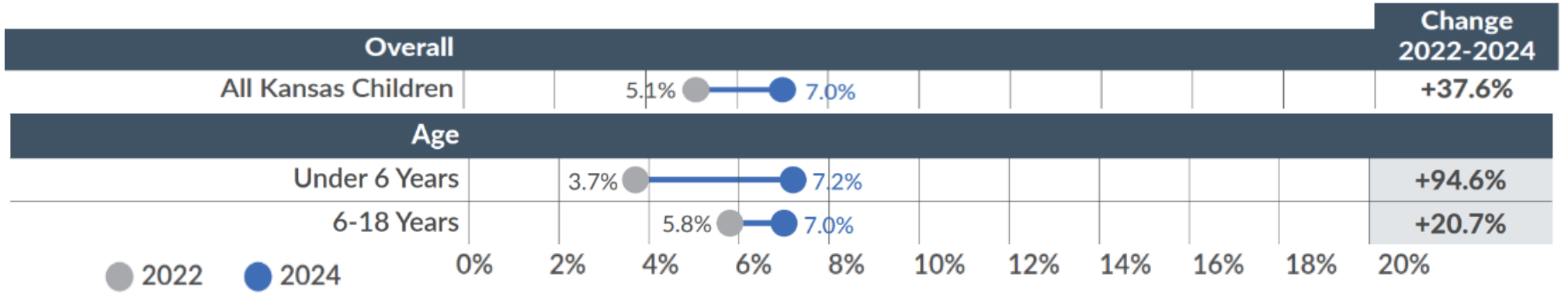

Source: Kansas Health Institute analysis of data frNote: Percent change indicates the percent change in the uninsured rate between 2022 and 2024 for each category and is calculated by subtracting the 2022 uninsured rate from the 2024 uninsured rate and then dividing the difference by the 2022 uninsured rate.
om the U.S. Census Bureau 2022 and 2024 American Community Survey Public Use Microdata Sample files

Disparities - Race and Ethnicity

Hispanic and Black children saw the largest increase

Kansas Children Ages 0-18: Change in Uninsured Rate by Characteristics, 2022 and 2024

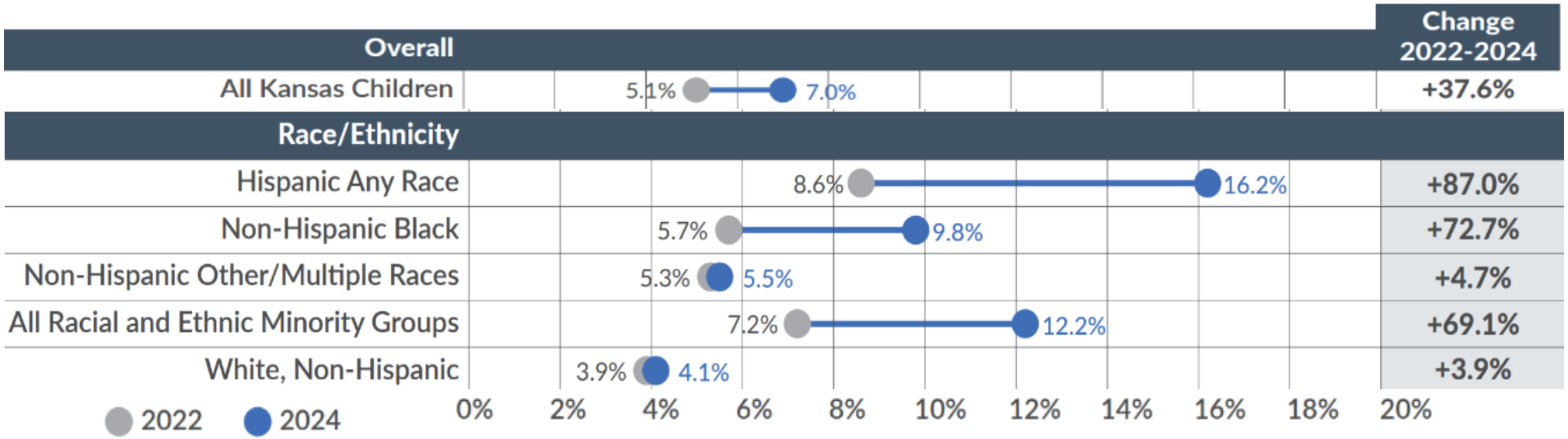

Note: Percent change indicates the percent change in the uninsured rate between 2022 and 2024 for each category and is calculated by subtracting the 2022 uninsured rate from the 2024 uninsured rate and then dividing the difference by the 2022 uninsured rate.
Source: Kansas Health Institute analysis of data from the U.S. Census Bureau 2022 and 2024 American Community Survey Public Use Microdata Sample files

Disparities - Income and Working Status

Kansas Children Ages 0-18: Change in Uninsured Rate by Characteristics, 2022 and 2024

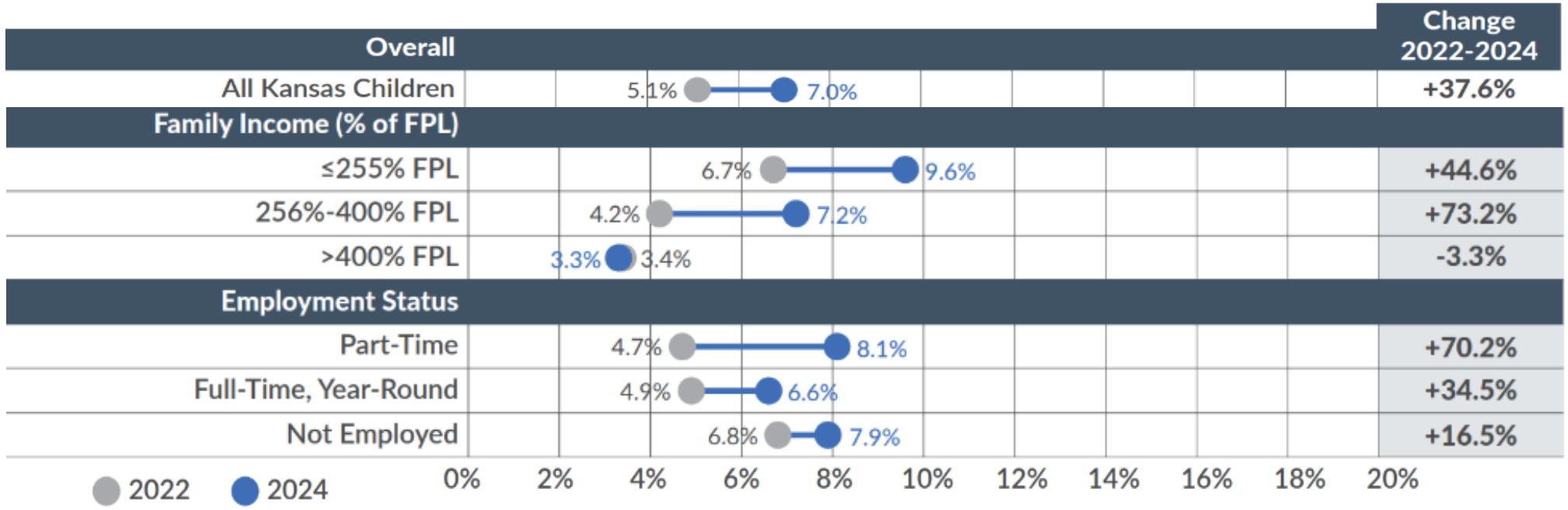

Note: Percent change indicates the percent change in the uninsured rate between 2022 and 2024 for each category and is calculated by subtracting the 2022 uninsured rate from the 2024 uninsured rate and then dividing the difference by the 2022 uninsured rate.
Source: Kansas Health Institute analysis of data from the U.S. Census Bureau 2022 and 2024 American Community Survey Public Use Microdata Sample files

Changes by County

Key takeaways from county level data

Gove County had the **highest percent increase** (+95%)

Hodgeman County had the **largest percent decrease** (-14.7%)

Wyandotte County had the **highest number of children become uninsured** (+2,107)

Semi-Urban peer county group had the **largest percent increase** (+39.8%)

Urban peer county group had the **smallest percent increase** (+26.3%)

County Uninsured Rates and Counts, 2024

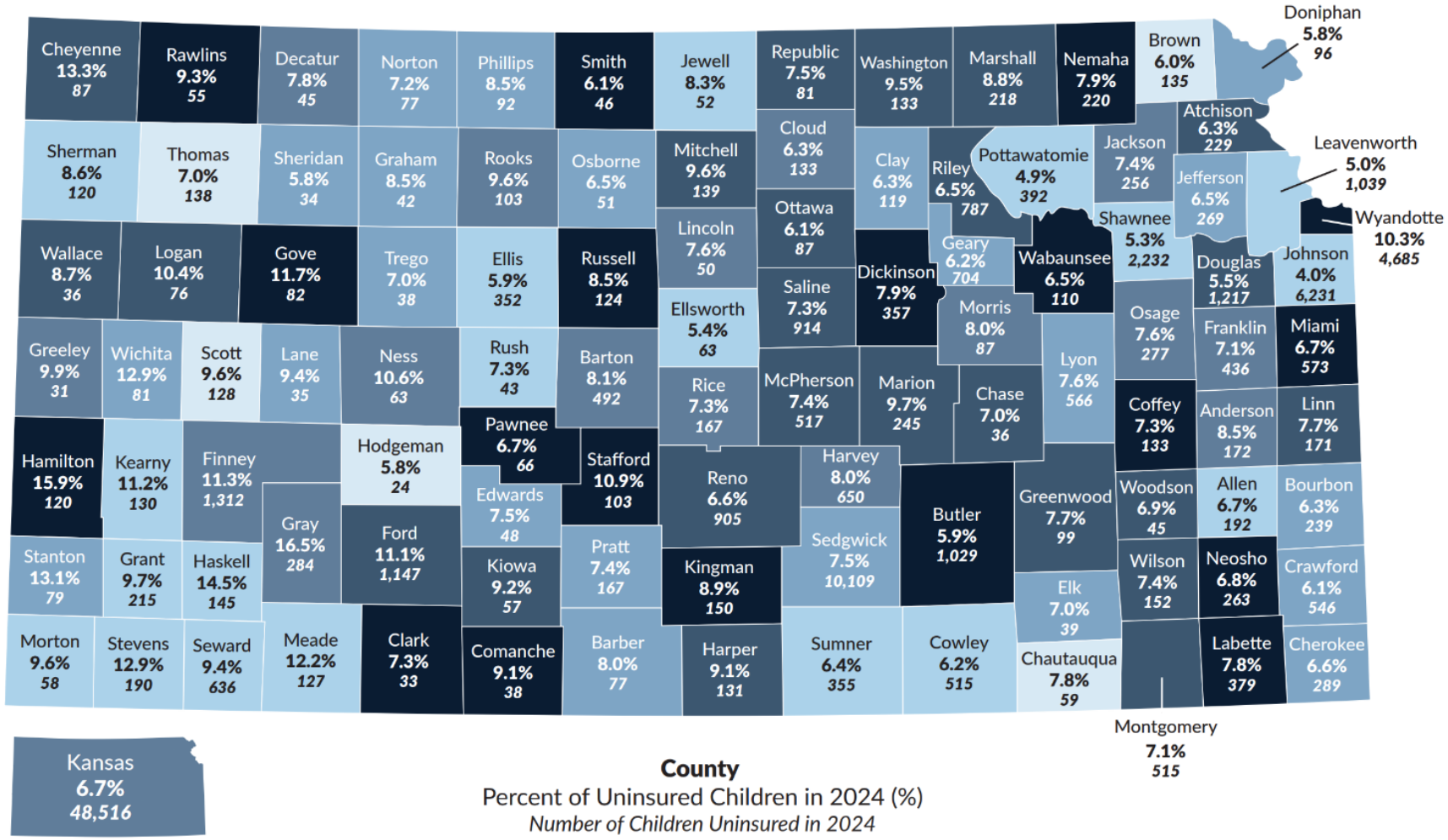

Key Takeaways

1 Rise was not random.

It coincided with **two policy shifts and the insurance market** (Medicaid unwinding and family rising premium costs).

2 The impact was not evenly distributed.

Children **differed** by age, county and income level in how much coverage they lost.

New KHI factsheet with all of this information coming soon!

New 2025 Data

2025 ACS 1-Year data was released on Oct. 29

- Kansas children were uninsured at a higher rate than U.S. children for the second year in a row: 8.5% vs. 6.1% in 2025.
- Census advises caution when comparing 2025 data to previous years

Q&A

Panel Discussion

Behind the Policy, What Coverage Changes Mean for Kansas Children and Families

KANSAS HEALTH INSTITUTE

Informing Policy. Improving Health.

Panelists



Erica Andrade, M.P.A.
President & CEO, El Centro



Heather Braum, M.L.S.
Senior Policy Advisor, Kansas Action for Children



Sonder Crane, M.D., I.B.C.L.C., F.A.A.P.
President for the Kansas Chapter of the American Academy of Pediatrics



Anne Dwyer, J.D., M.P.H.
Associate Research Professor, Center for Children and Families, Georgetown McCourt School of Public Policy

Morning Session Wrap Up



KANSAS HEALTH INSTITUTE

Informing Policy. Improving Health.

Resource Guide

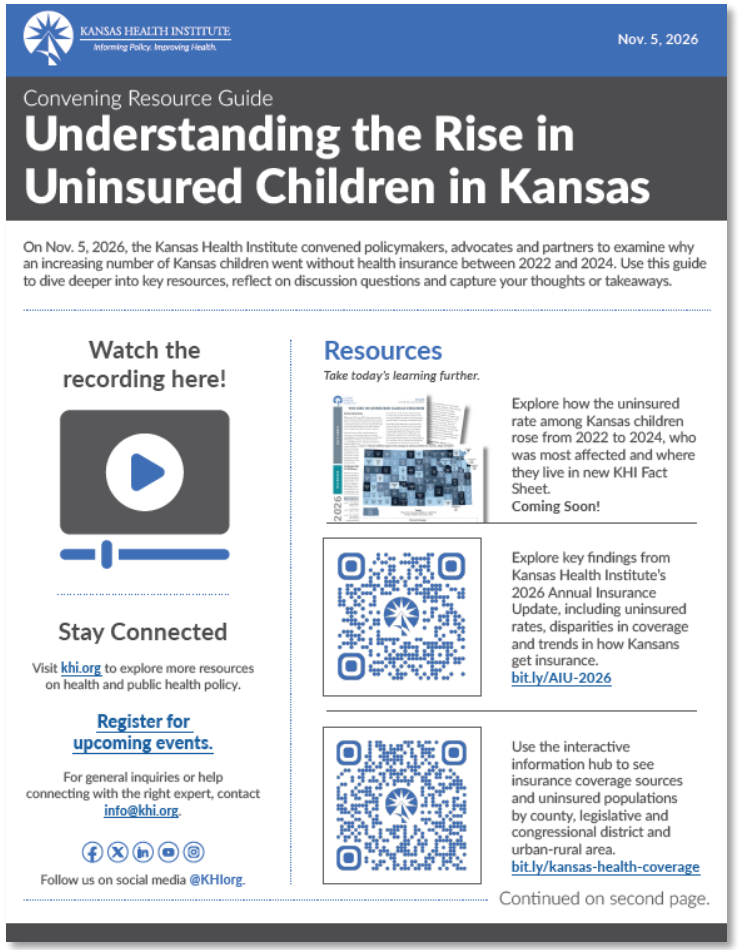

KANSAS HEALTH INSTITUTE
Informing Policy. Improving Health.

Nov. 5, 2026

Convening Resource Guide

Understanding the Rise in Uninsured Children in Kansas

On Nov. 5, 2026, the Kansas Health Institute convened policymakers, advocates and partners to examine why an increasing number of Kansas children went without health insurance between 2022 and 2024. Use this guide to dive deeper into key resources, reflect on discussion questions and capture your thoughts or takeaways.

Watch the recording here!

Stay Connected

Visit khi.org to explore more resources on health and public health policy.

Register for upcoming events.

For general inquiries or help connecting with the right expert, contact info@khi.org.

Follow us on social media @KHIorg.

Resources

Take today's learning further.

Explore how the uninsured rate among Kansas children rose from 2022 to 2024, who was most affected and where they live in new KHI Fact Sheet.
Coming Soon!

Explore key findings from Kansas Health Institute's 2026 Annual Insurance Update, including uninsured rates, disparities in coverage and trends in how Kansans get insurance.
bit.ly/AIU-2026

Use the interactive information hub to see insurance coverage sources and uninsured populations by county, legislative and congressional district and urban-rural area.
bit.ly/kansas-health-coverage

Continued on second page.

Access your Resource Guide in the chat!

Explore more resources at **khi.org**



Upcoming Events

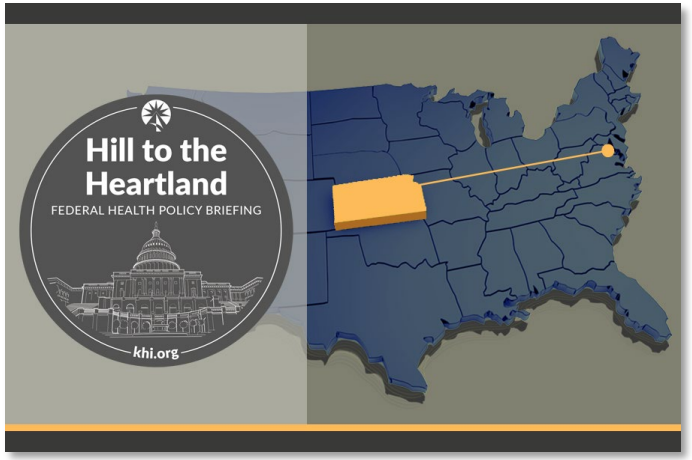

Federal Policy Updates



Recent Reports

Connect With Us

KANSAS HEALTH INSTITUTE

Informing Policy. Improving Health.

www.khi.org

@KHIorg

212 SW 8th Avenue | Topeka, KS | 785.233.5443