



HUNGER FREE

KANSAS

Data Walk



Accessible Version

What this measures:

Percent of households below the Asset Limited, Income Constrained, Employed (ALICE) Survival Budget threshold. The ALICE Household Survival Budget estimates the bare minimum cost of household essentials to live and work.

In 63
of 105
counties, at least
4 in 10 households
earn less than the
ALICE Survival
Budget.

4 in 10 Kansas households
earn less than the ALICE Survival
Budget threshold and can't afford
basic needs, such as food, housing and
health care. ALICE families may work
full-time, earning above the federal
poverty level, yet struggle to earn
enough income to meet the
demands of the current cost of
living.*

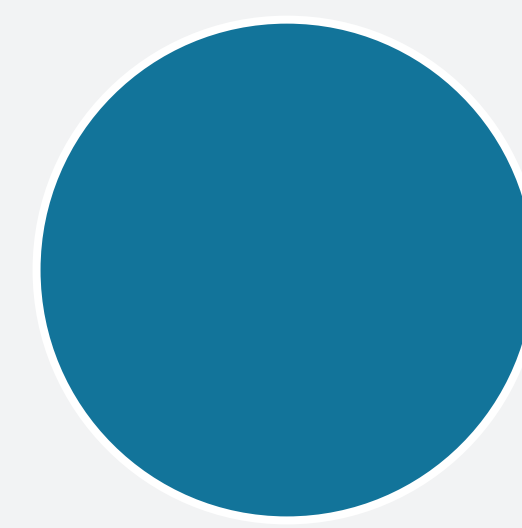
Percent of Kansas Households Below the ALICE Survival Budget Threshold, 2023




Less than 30.0%
(3 Counties)



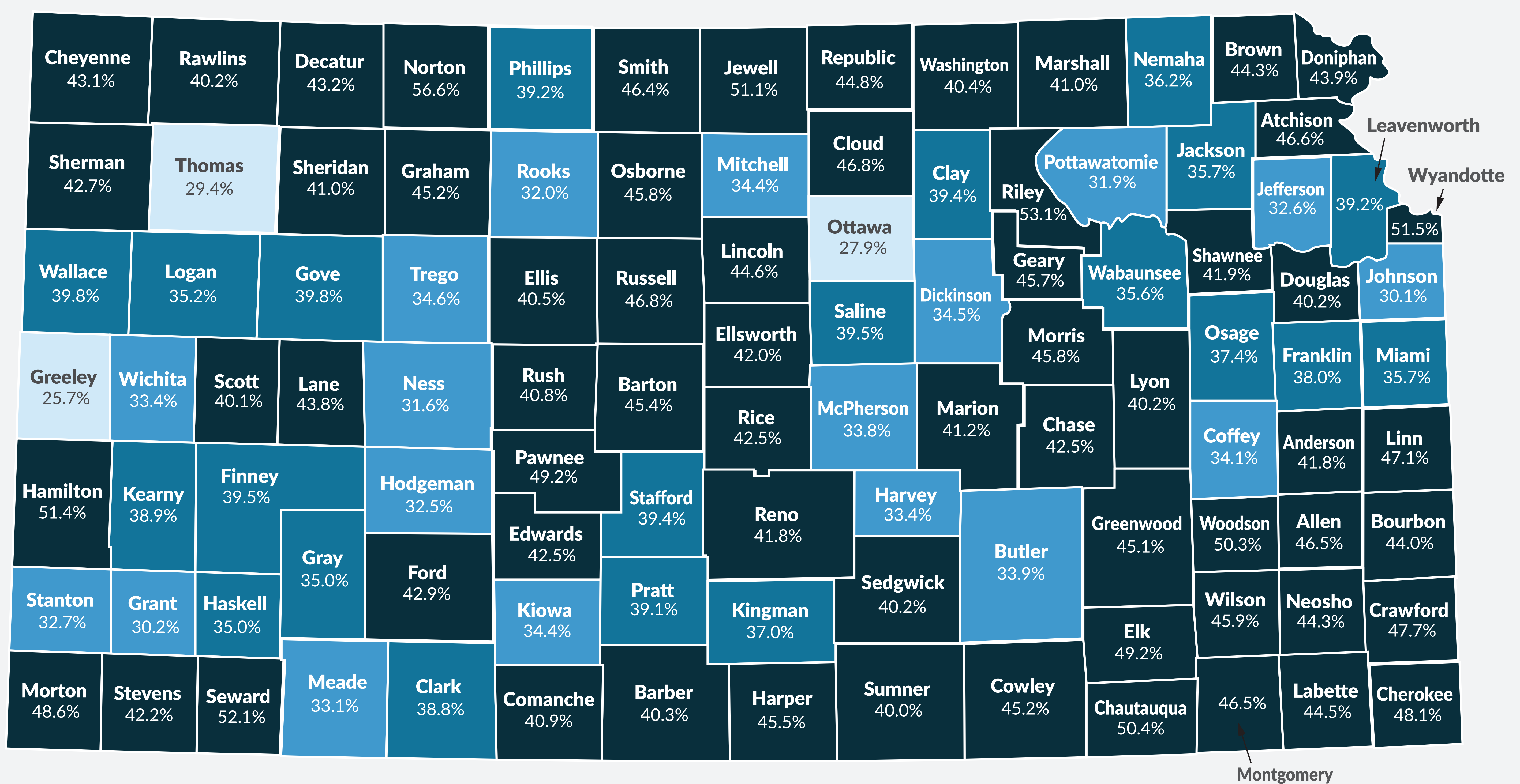
30.0–34.9%
(18 Counties)



35.0–39.9%
(21 Counties)



40.0% or More
(63 Counties)



Overall:
39.2%

Note: Total number of Kansas Households in 2022 = 1,162,920. The map represents the percentage of households in each county unable to meet their estimated Household Survival Budget.

Source: Kansas Health Institute analysis of ALICE Threshold, 2022.

Source: United for Alice Kansas Report.

Funding and Support Provided by



KANSAS HEALTH
FOUNDATION

Analysis and Design by



KANSAS
HEALTH
INSTITUTE
khi.org Informing Policy. Improving Health.