



# FuseKS Data Walk

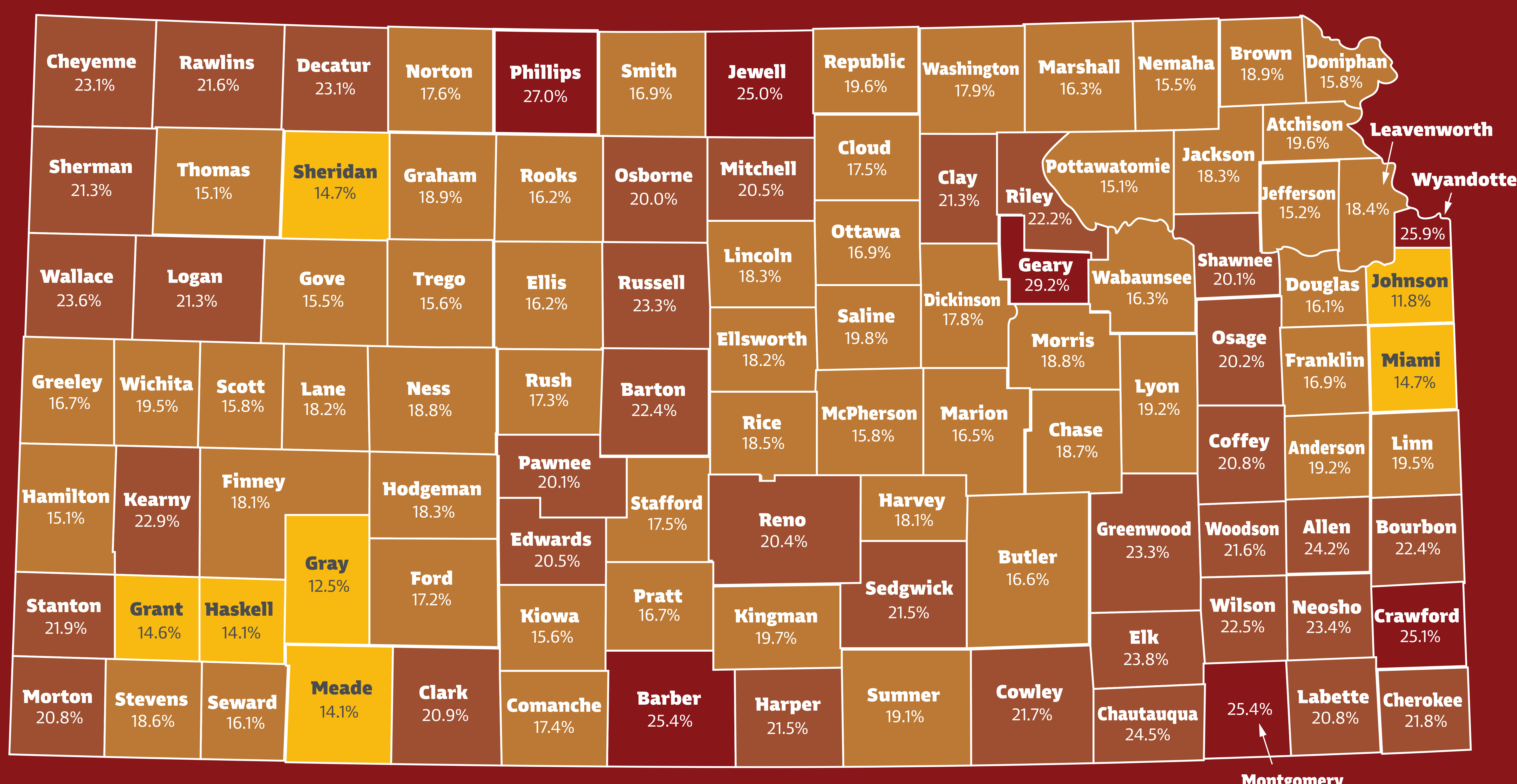
## What this measures:

Percent of child population that experiences food insecurity. Food insecurity is not having enough food for an active, healthy lifestyle.




Accessible Version


## FOOD INSECURITY RATES AMONG CHILDREN AGE 0-17 IN KANSAS COUNTIES, 2022




### LEGEND




<10.0%  
Food Insecure  
0 Counties




10.0-14.9%  
Food Insecure  
7 Counties



15.0-19.9%  
Food Insecure  
56 Counties



20.0-24.9%  
Food Insecure  
35 Counties



25.0-29.9%  
Food Insecure  
7 Counties



State  
19.1%  
Food Insecure

**In 42  
of 105  
counties, more  
than 20 percent  
of children  
experience food  
insecurity.**

**Note:** For the legend, bin breaks are determined using equal intervals based on the full range of food insecurity estimates at the county level across the child population in Kansas.

Source: Feeding America, 2022.

Analysis and Design by



**KANSAS HEALTH INSTITUTE**  
Informing Policy. Improving Health  
khi.org