

FEB. 18, 2025

Whether it's your lunch, your questions or your opinion, be sure to



KANSAS HEALTH INSTITUTE

Informing Policy. Improving Health
khi.org

Bring It!

Unpacking Insurance Coverage in Kansas: Trends, Insights and Options

Who We Are



- Nonprofit, nonpartisan educational organization based in Topeka.
- Established in 1995 with a multi-year grant by the Kansas Health Foundation.
- Committed to convening meaningful conversations around tough topics related to health.



Up Next!




**Join us for the next
Bring It! session on
Thursday, Feb. 20**



Authors

We recognize the following individuals for their contributions:



Angela Wu, M.S.

Angela Wu, M.S., completed work on this project while an Analyst with the Kansas Health Institute.



Viktoria Sterkhova, M.P.H.

Analyst



Cynthia Snyder, M.A.

Senior Analyst



Valentina Blanchard, M.S.W.

Analyst



Wen-Chieh Lin, Ph.D.

Director of Research



Acknowledgments

We recognize the following individuals for their contributions:



**Rebecca Andrade,
M.A.**

*Educational
Programs Manager*



Lyndsey Burkhart

*Event Coordinator/
Communication
Assistant*



Theresa Freed, M.A.

*Director of Strategic
Communication and
Engagement*



Cathy McNorton

*Senior Communication
Specialist &
Publications Strategist*



Stewart Cole

*Multimedia
Specialist*



Mikell Burr

*Digital
Communications
Specialist*



Hello!

Kaci Cink, M.P.H.

Analyst

Kansas Health Institute

✉ kcink@khi.org



Agenda

- 12:00 p.m. **Welcome**
- 12:05 p.m. **Setting the Stage:**
Unpacking *Insurance Coverage in Kansas*
- 12:35 p.m. **Unlocking Insights:**
Interactive Insurance Coverage Dashboard Demo in Groups
- 12:55 p.m. **Closing Remarks**
- 1:00 p.m. **Adjourn**



Insurance Coverage in Kansas

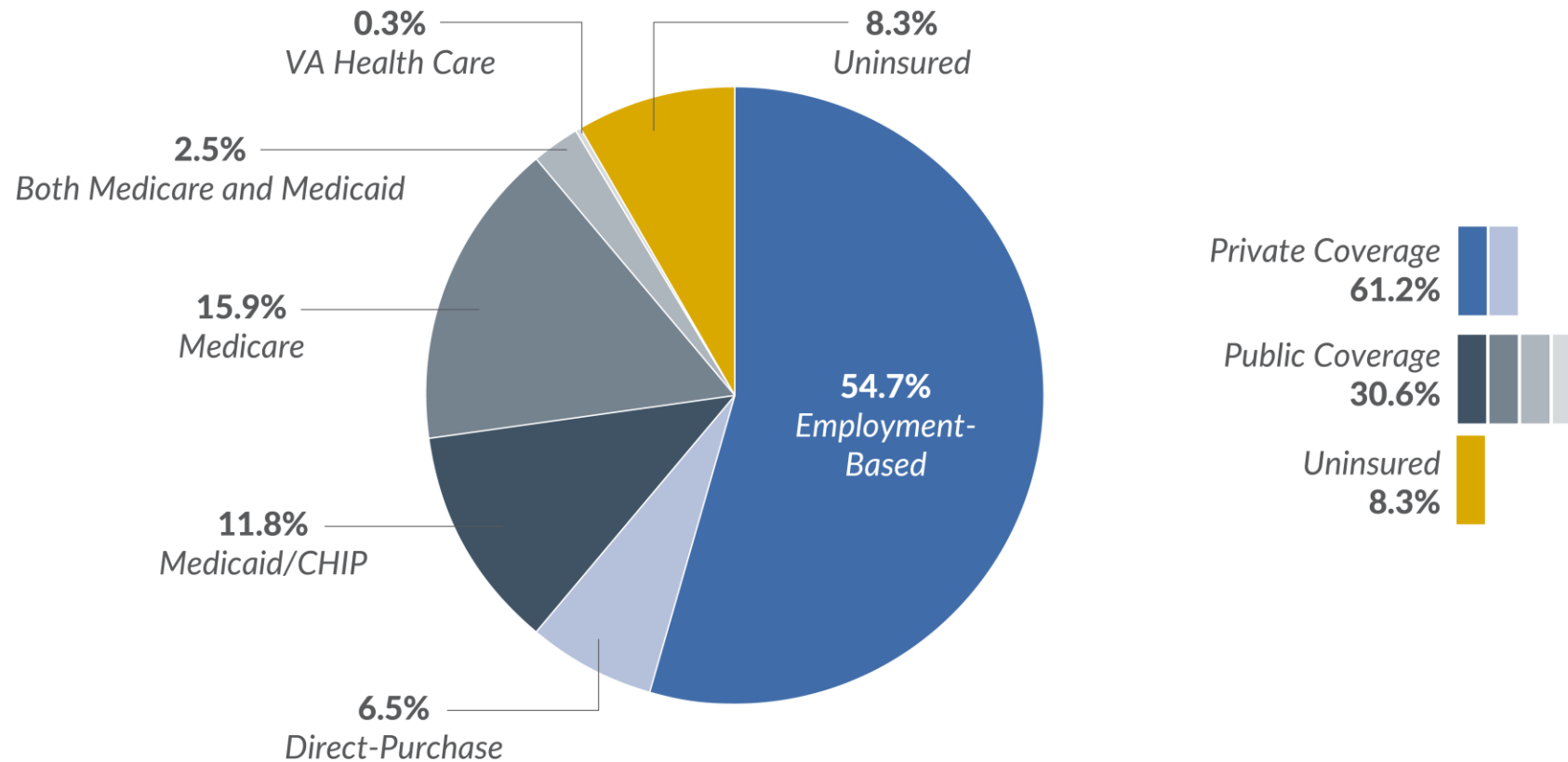


KANSAS HEALTH INSTITUTE

Informing Policy. Improving Health

khi.org

Sources of Insurance Coverage, 2023

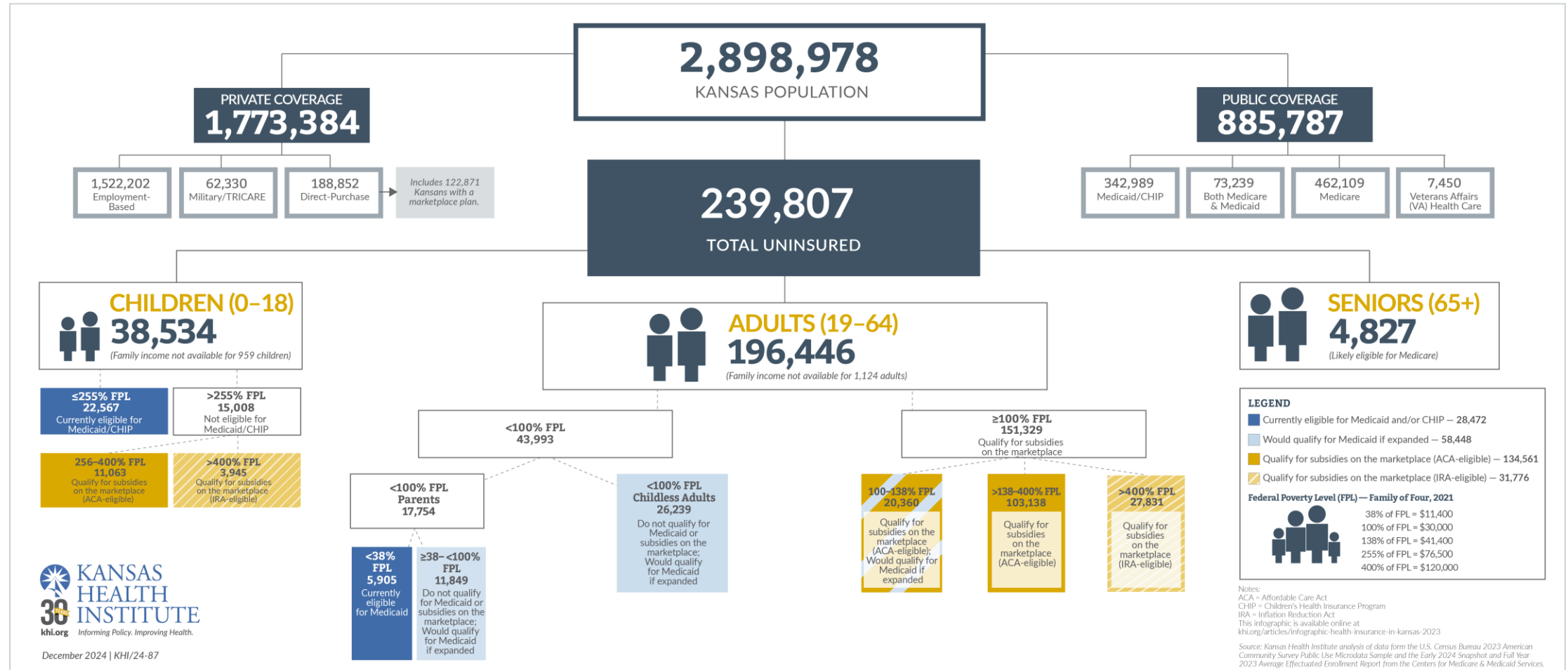


Note: All Kansans (not in institutions) = 2,898,978. Percentages may not sum to subtotals or 100 percent because of rounding. Military/ TRICARE coverage is included in employment-based coverage. Direct purchase is health insurance purchased directly from a private company or on the federally facilitated Kansas health insurance marketplace. VA health care is provided by the U.S. Department of Veterans Affairs to eligible veterans of the U.S. armed forces. (Appendix C, page C-1).

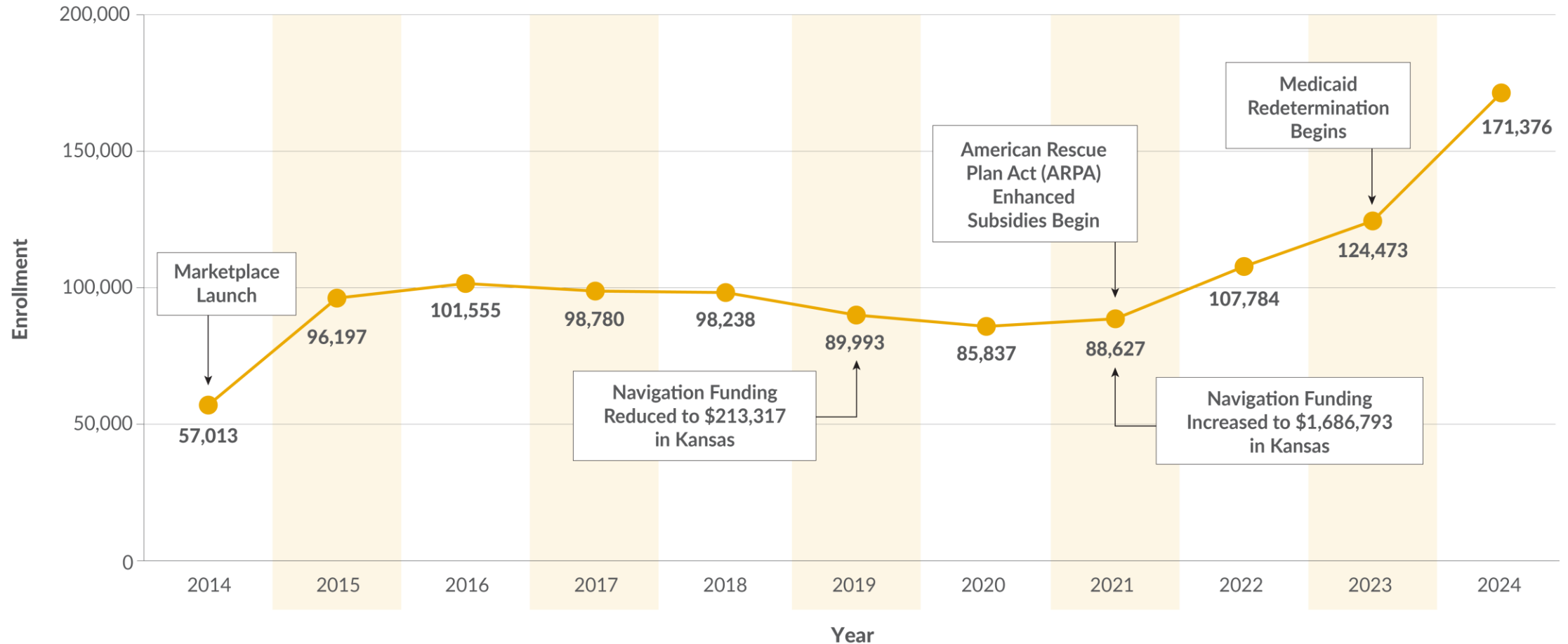
Source: Kansas Health Institute analysis of data from the U.S. Census Bureau 2023 American Community Survey Public Use Microdata Sample files.



Health Insurance in Kansas, 2023



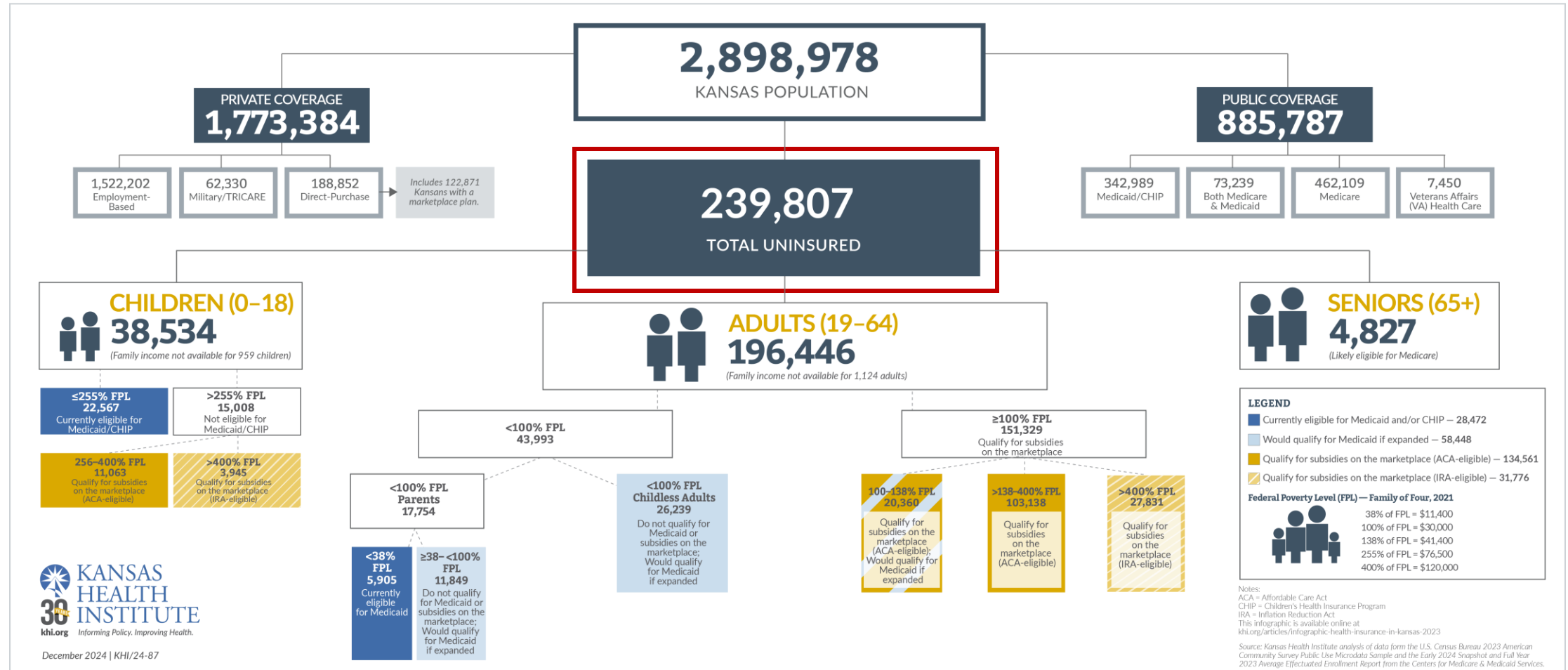
Kansas Marketplace



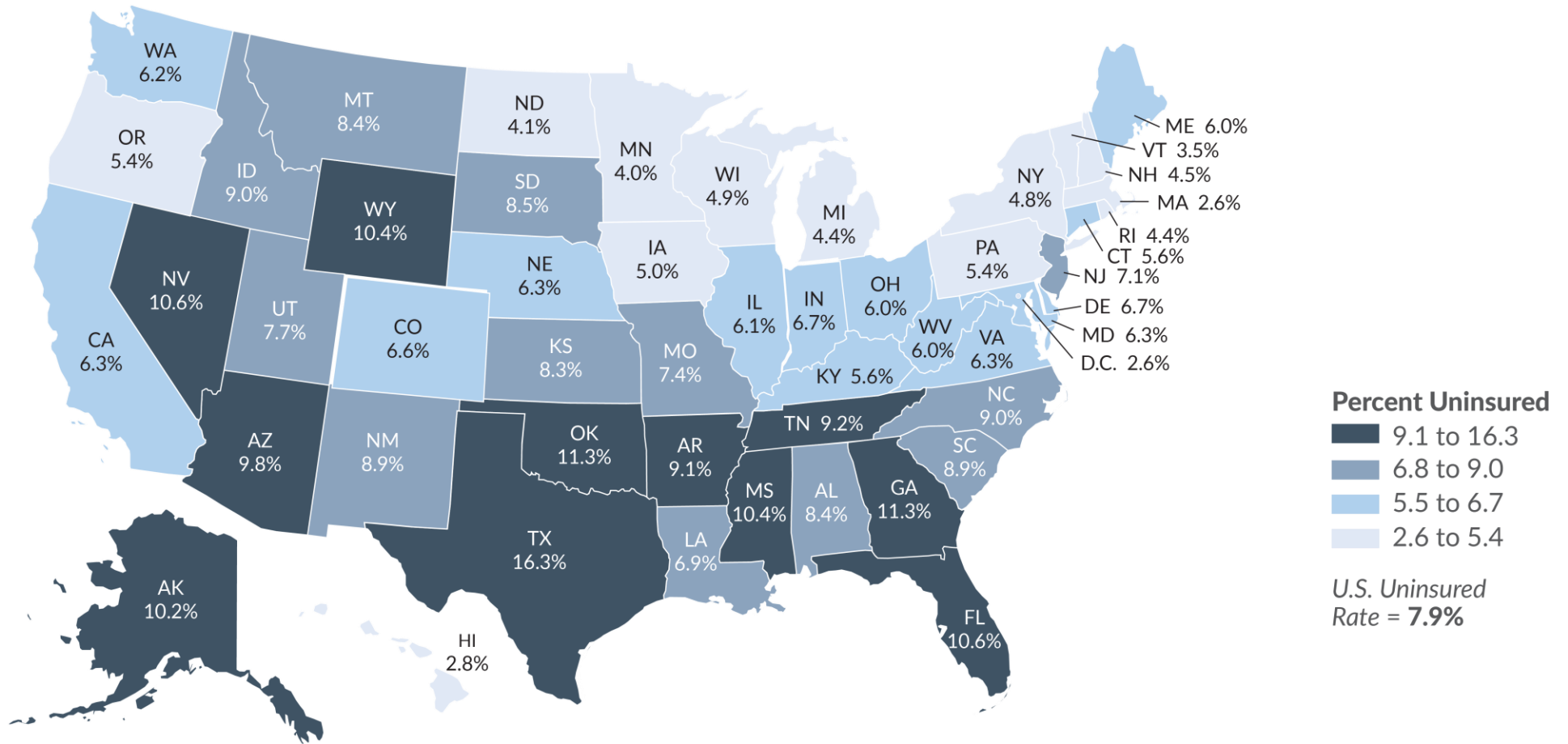
Source: Kansas Health Institute analysis of Office of the Assistant Secretary for Planning and Evaluation (ASPE) Health Insurance Marketplace Enrollment Report 2014–2016 and Centers for Medicare and Medicaid Services (CMS) 2017–2024 Marketplace Open Enrollment Period (OEP) Public Use Files.



Health Insurance in Kansas, 2023



Uninsured Rate by State, 2023



Source: Kansas Health Institute analysis of data from the U.S. Census Bureau 2023 American Community Survey Public Use Microdata Sample files.

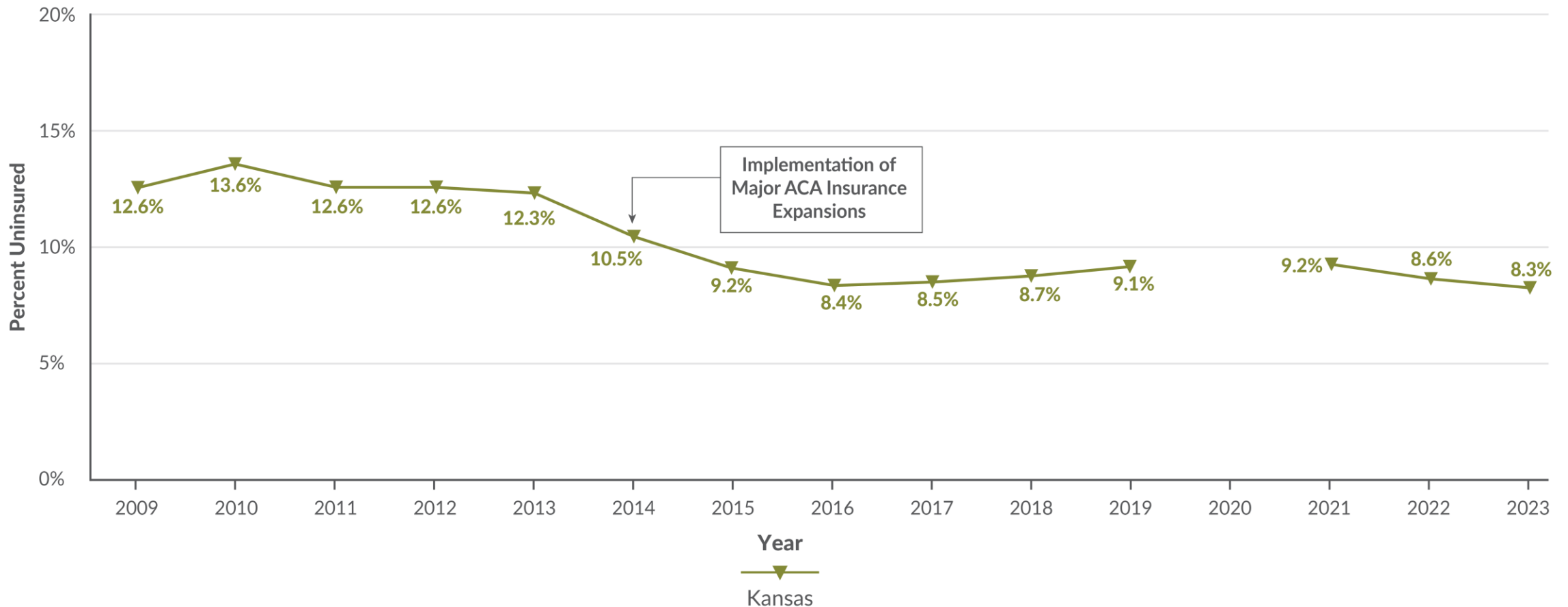


KANSAS HEALTH INSTITUTE

Informing Policy. Improving Health.

khi.org

Trend in Insurance Coverage, 2009-2023

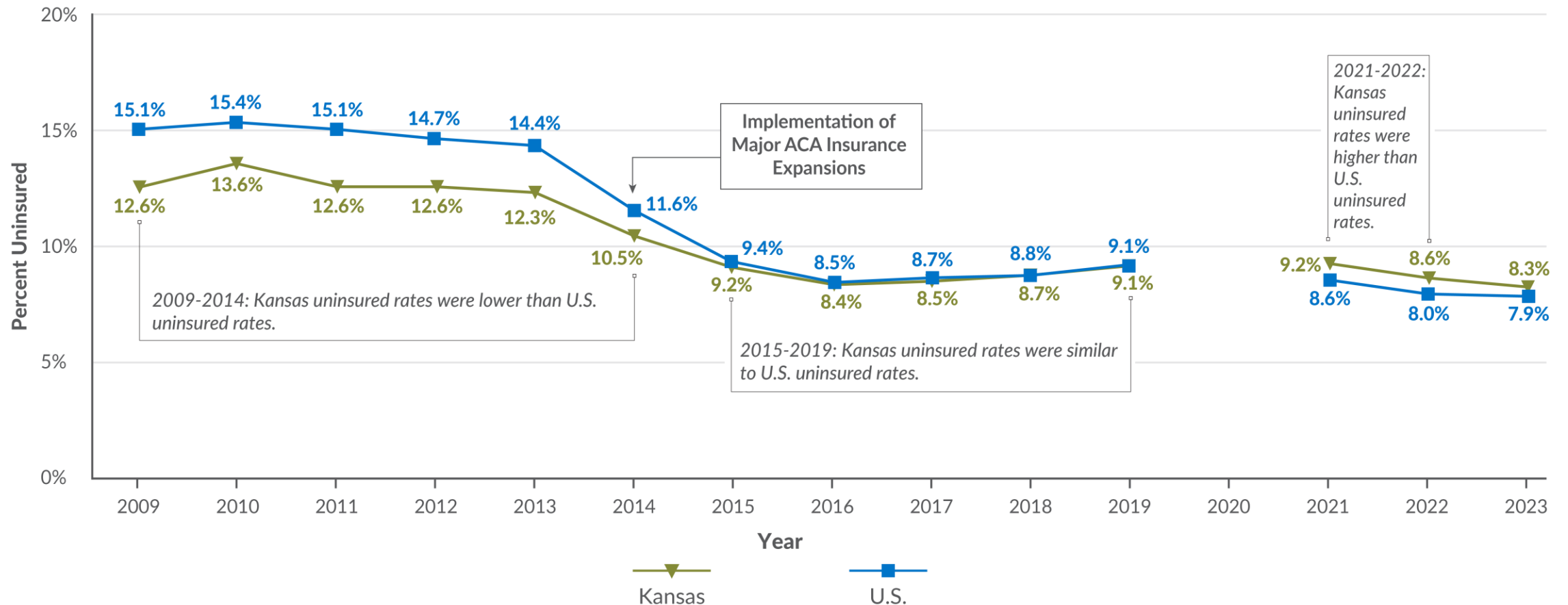


Note: Due to the COVID-19 pandemic's effect on federal survey data collection, the U.S. Census Bureau did not provide standard ACS 1-Year data for 2020.

Source: Kansas Health Institute analysis of data from the U.S. Census Bureau 2009–2019 and 2021–2023 American Community Survey Public Use Microdata Sample files.



Trend in Insurance Coverage, 2009-2023



Note: Due to the COVID-19 pandemic's effect on federal survey data collection, the U.S. Census Bureau did not provide standard ACS 1-Year data for 2020.
Source: Kansas Health Institute analysis of data from the U.S. Census Bureau 2009-2019 and 2021-2023 American Community Survey Public Use Microdata Sample files.



Characteristics of Uninsured Kansans



KANSAS HEALTH INSTITUTE

Informing Policy. Improving Health

khi.org

Uninsured Kansans

Age

- Nearly 4 in 10 (39.6 percent) were aged 26-44, and more than a quarter (27.2 percent) were age 45-64.

Family Income

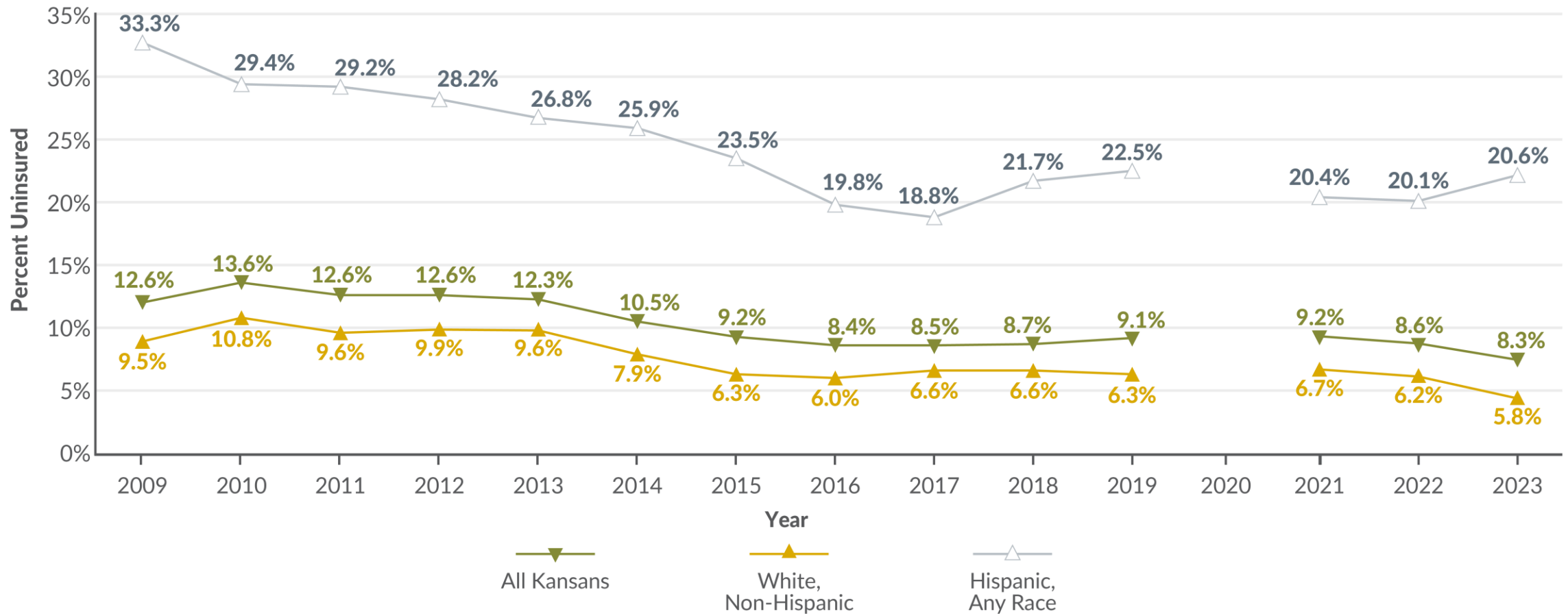
- More than three-quarters (78.8 percent) had income above the poverty line (\$30,000 for a family of four in 2023).

Race and Ethnicity

- 3 in 10 (34.1 percent) were Hispanic, any race.



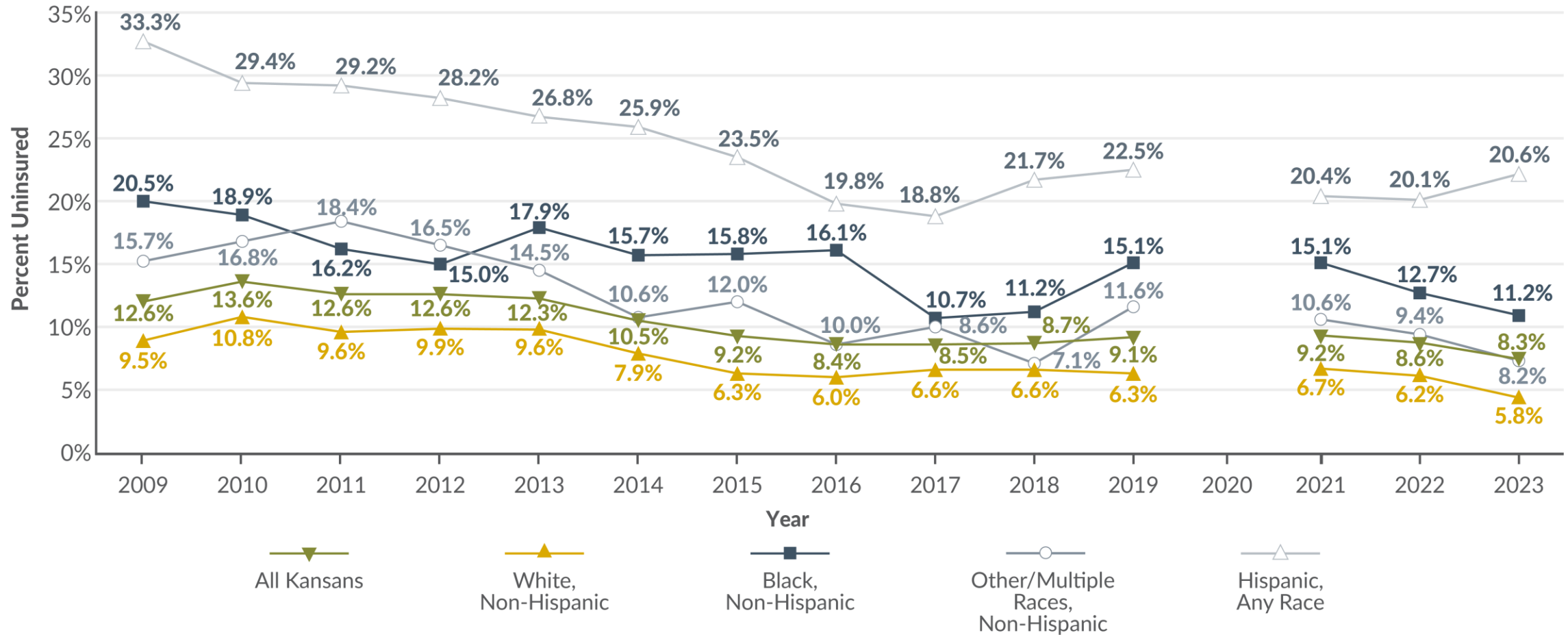
Uninsured Rate by Race and Ethnicity



Source: Kansas Health Institute analysis of data from the U.S. Census Bureau 2009–2019 and 2021–2023 American Community Survey Public Use Microdata Sample files.



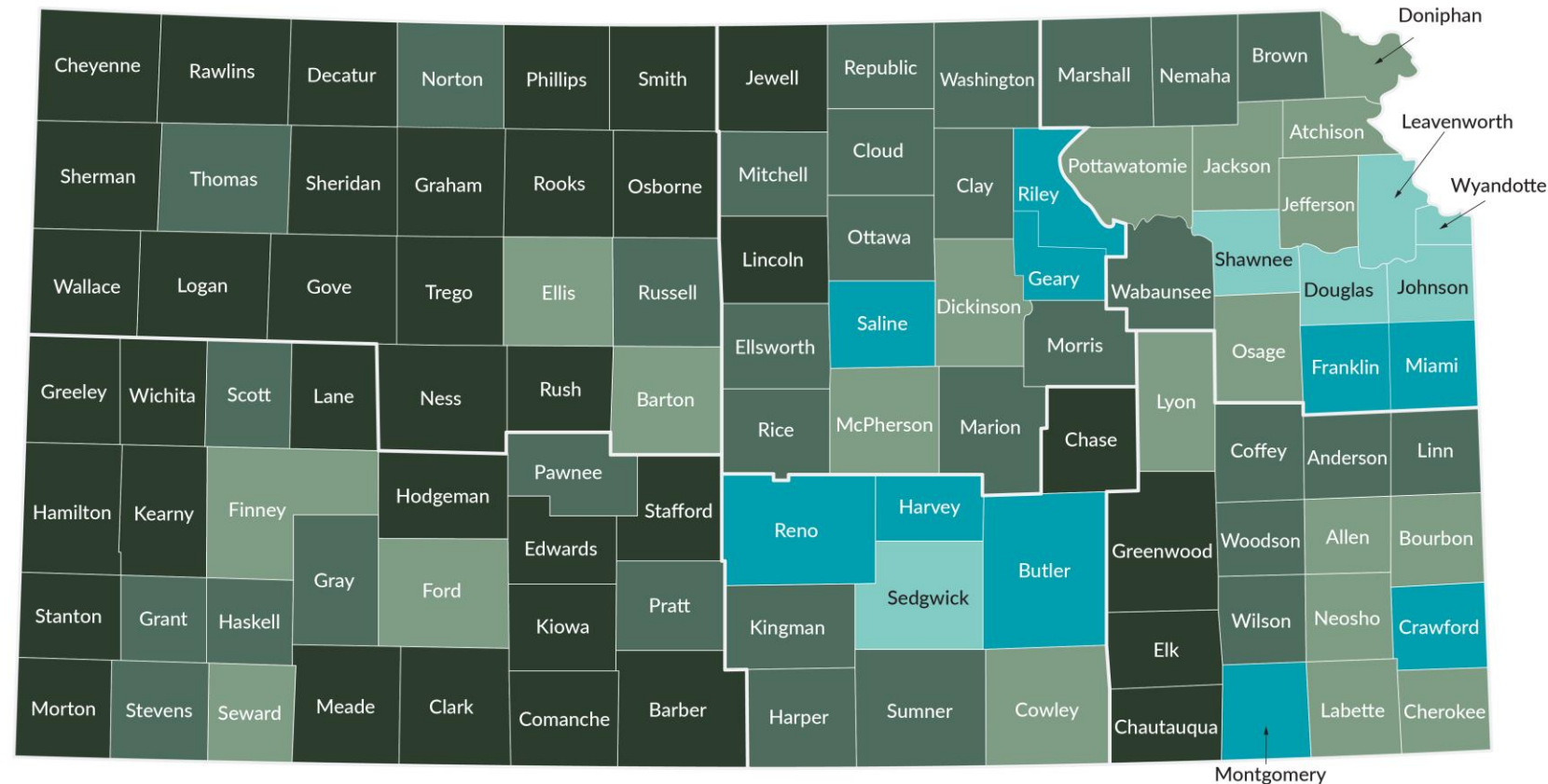
Uninsured Rate by Race and Ethnicity



Source: Kansas Health Institute analysis of data from the U.S. Census Bureau 2009–2019 and 2021–2023 American Community Survey Public Use Microdata Sample files.



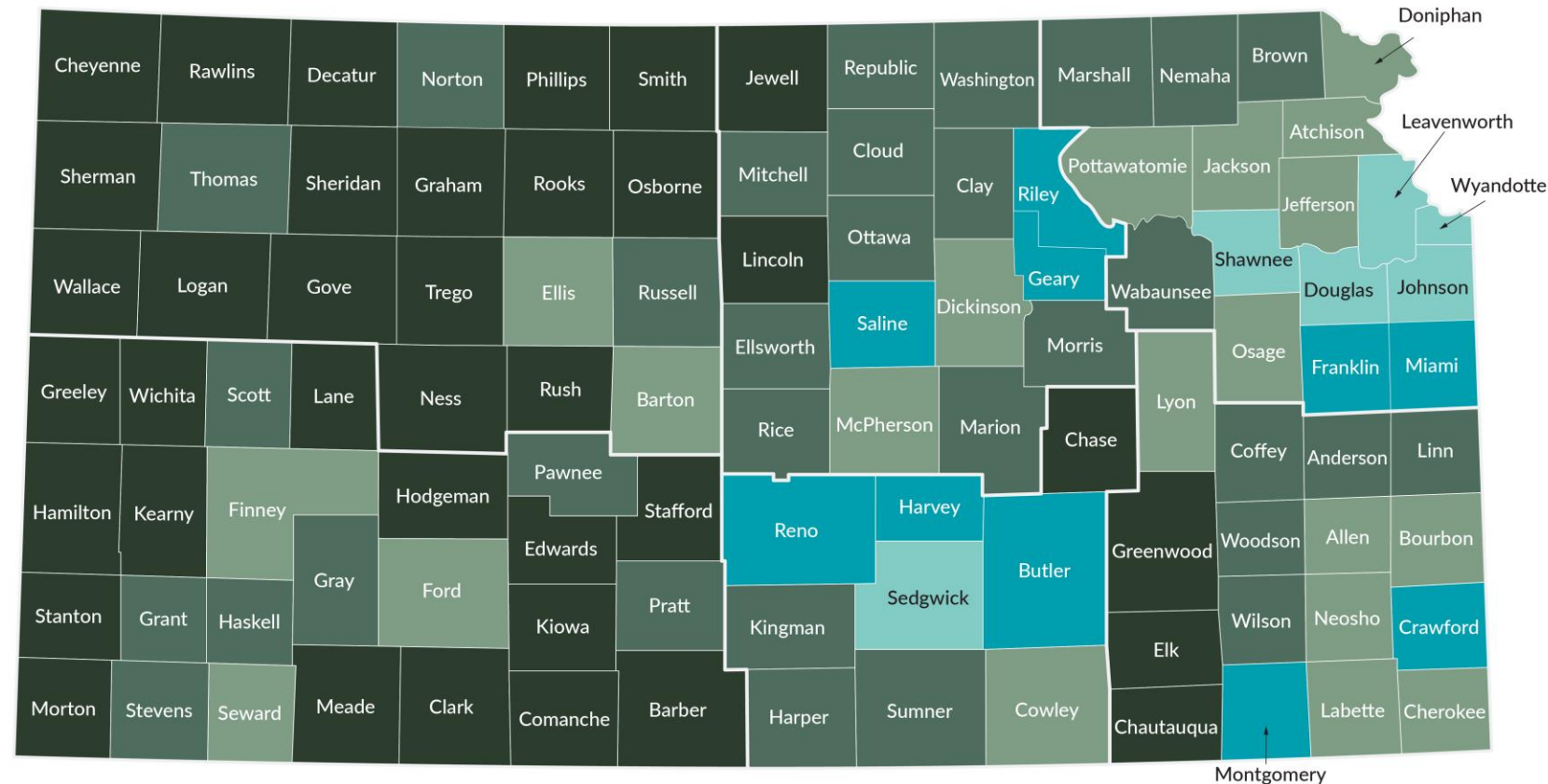
Uninsured by County Urban-Rural Classification, Kansans Age 0-64



Note: Uninsured Kansans age 0-64 = 242,838. The uninsured rate for Kansans age 0-64 was calculated by taking the number of uninsured Kansans age 0-64 and dividing by the total number of Kansans age 0-64. Peer groups are designated using the Kansas Department of Health and Environment county peer groups by population density.
Source: Kansas Health Institute analysis of data from the U.S. Census Bureau 2022 Small Area Health Insurance Estimates.



Uninsured by County Urban-Rural Classification, Kansans Age 0-64



Frontier Counties:
9,692 uninsured
12.4%

Rural Counties:
19,492 uninsured
11.4%

Densely Settled
Rural Counties:
44,180 uninsured
11.9%

Semi-Urban Counties:
34,771 uninsured
9.6%

Urban Counties:
134,703 uninsured
9.6%

All Uninsured
Kansans Age 0-64:
242,838 uninsured
10.2%

Note: Uninsured Kansans age 0-64 = 242,838. The uninsured rate for Kansans age 0-64 was calculated by taking the number of uninsured Kansans age 0-64 and dividing by the total number of Kansans age 0-64. Peer groups are designated using the Kansas Department of Health and Environment county peer groups by population density.
Source: Kansas Health Institute analysis of data from the U.S. Census Bureau 2022 Small Area Health Insurance Estimates.

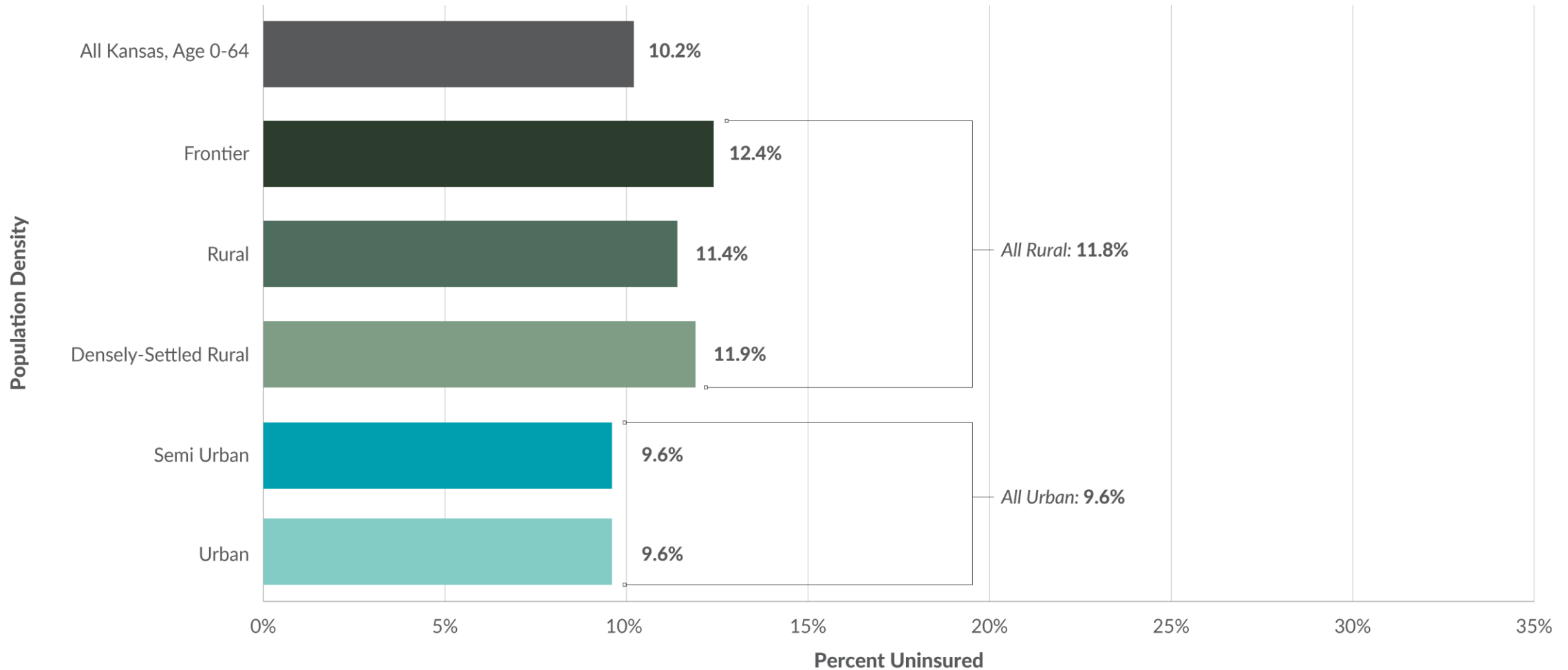


KANSAS HEALTH INSTITUTE

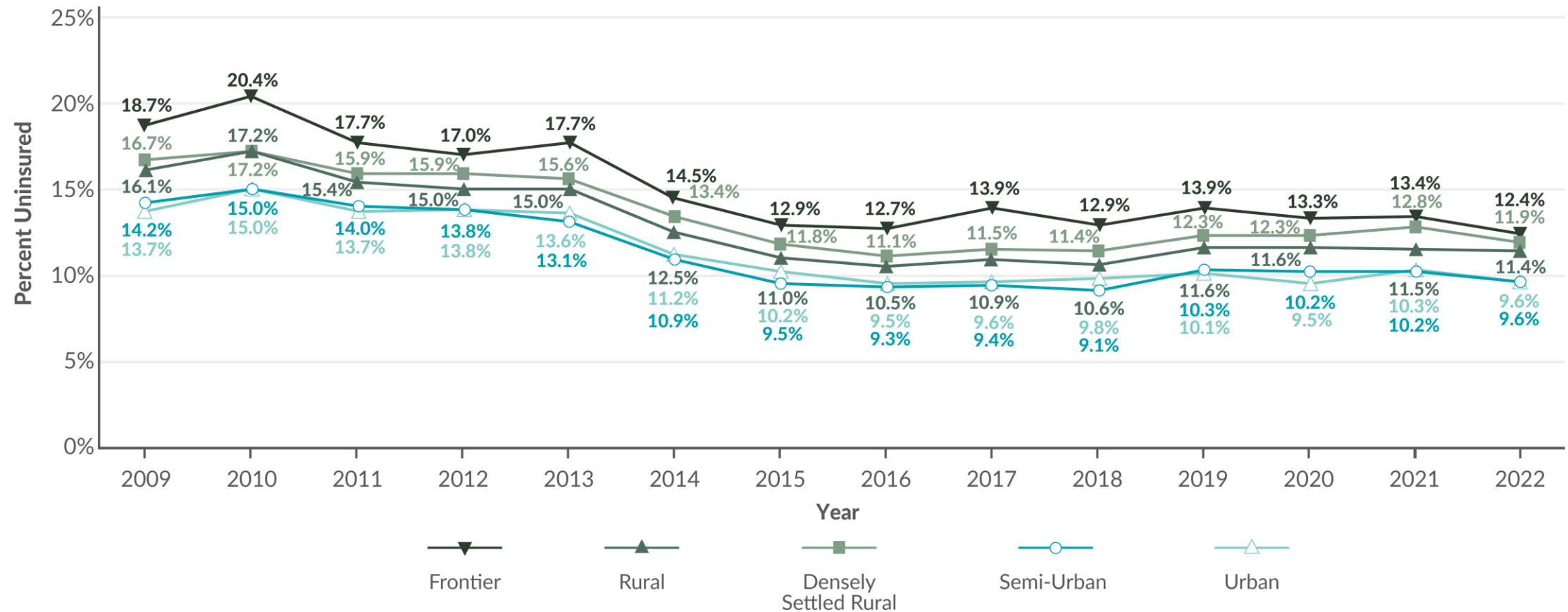
Informing Policy. Improving Health.

khi.org

Uninsured by County Urban-Rural Classification, Kansans Age 0-64



Uninsured Rate by County Classification, Kansans Age 0-64



Note: Uninsured Kansans age 0-64 (not in institutions) = 260,427. The uninsured rate for Kansans age 0-64 was calculated by taking the number of uninsured Kansans age 0-64 and dividing by the total number of Kansans age 0-64. Peer groups are designated using the Kansas Department of Health and Environment county peer groups by population density.

Source: Kansas Health Institute analysis of data from the U.S. Census Bureau 2022 Small Area Health Insurance Estimates.



Insurance Coverage Interactive Dashboard



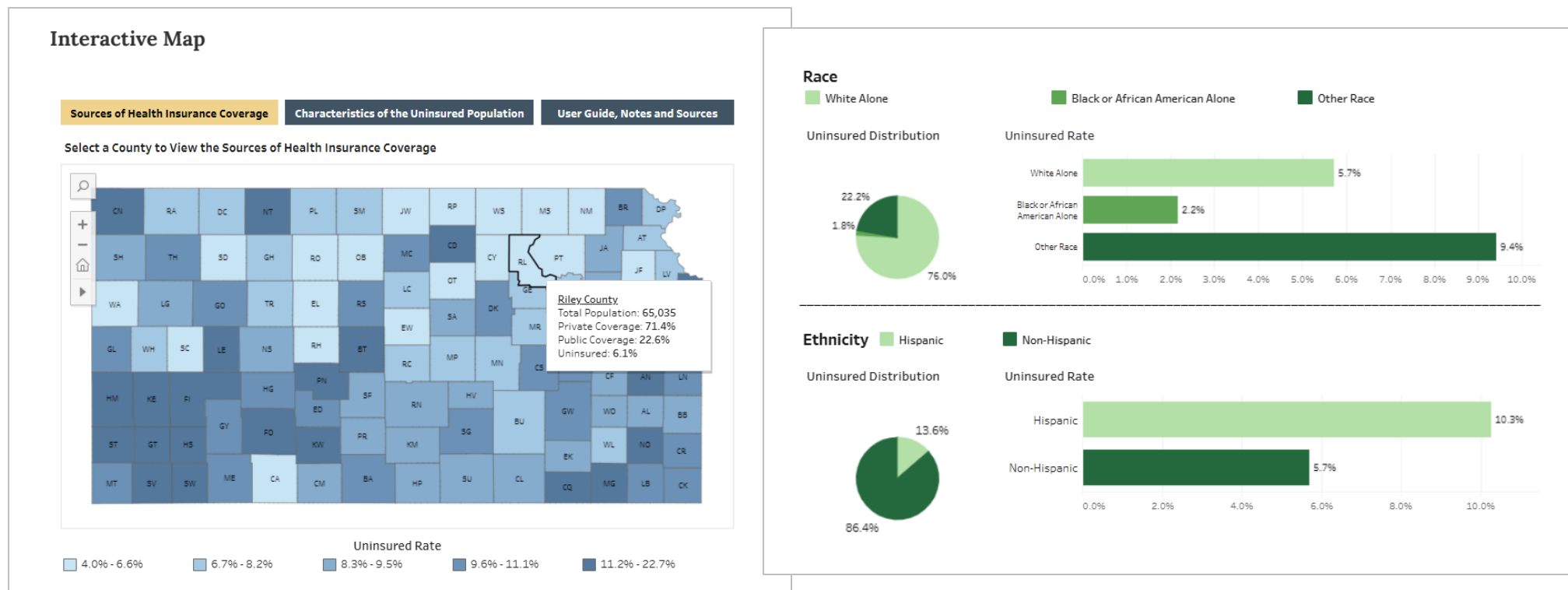
KANSAS HEALTH INSTITUTE

Informing Policy. Improving Health

khi.org

Insurance Coverage Dashboard: Who Is Uninsured in Your County?

The Insurance Coverage Dashboard highlights health insurance coverage sources and uninsured population characteristics across Kansas counties.



Breakout Room: Objectives

- **Use** the interactive dashboard to explore insurance coverage information where you live or work.
- **Explore** how this tool can be used in your community.



Explore the Insurance Coverage Dashboard

Scan to see an interactive map of uninsured by county



<https://bit.ly/4c8lLpx>

1

Click on *Source of Insurance Coverage*

- ☐ Find and click on your county.
- ☐ How does the uninsured rate in your county compared to neighboring counties?
- ☐ What is the differences between private and public insurance coverage rates in your county? How does it compare to Kansas or to the U.S.?

2

Click on *Characteristics of the Uninsured Population*

- ☐ Find and click on your county.
- ☐ In your county, what characteristics make a person more likely to be uninsured?
- ☐ Is this similar or different to your neighboring counties?



Key Takeaways



Takeaway: What is one insight from the dashboard that you are taking with you today?



Next Step: What is one way you might use this tool in your work or community?



We Value Your Feedback!



 bit.ly/430huna



KANSAS HEALTH INSTITUTE
Informing Policy. Improving Health.

khi.org

Connect With Us



KANSAS HEALTH INSTITUTE

Informing Policy. Improving Health.

www.khi.org

@KHIorg



212 SW 8th Avenue | Topeka, KS | 785.233.5443