



KANSAS HEALTH INSTITUTE

UNDERSTANDING THE BEHAVIORAL HEALTH WORKFORCE IN KANSAS

February 23, 2023

Kansas Health Institute



Who We Are



- Nonprofit, nonpartisan educational organization based in Topeka.
- Established in 1995 with a multi-year grant by the Kansas Health Foundation.
- Committed to convening meaningful conversations around tough topics related to health.



Hello!

Cynthia Snyder, M.A.

Analyst,
Kansas Health Institute



David Fye, J.D.

Executive Director, Behavioral
Sciences Regulatory Board (BSRB)



Acknowledgments



Angela Wu

Analyst



Hina Shaw

*Senior Analyst &
Portfolio Strategist*



Kari Bruffett

President & CEO



Wen-Chieh Lin

Director of Research



Primary Care Workforce Series

[Defining the Behavioral Health Workforce in Kansas](#)

[Addressing Behavioral Health Workforce Needs in Kansas](#)

[Defining the Primary Care Workforce in Kansas](#)

[Implications of an Aging Primary Care Physician Workforce in Kansas](#)



KANSAS HEALTH INSTITUTE

Informing Policy, Improving Health.



KANSAS HEALTH INSTITUTE

Informing Policy, Improving Health.

khi.org

Defining the Behavioral Health Workforce



Types of Providers and Regulatory Authorities

Source: Kansas Health Institute review of websites of the Kansas Board of Nursing (KSBN), Kansas State Board of Healing Arts (BOHA), Behavioral Sciences Regulatory Board (BSRB), and the Kansas Department for Aging and Disability Services (KDADS).



Behavioral Health Services in a Medical Primary Care Setting



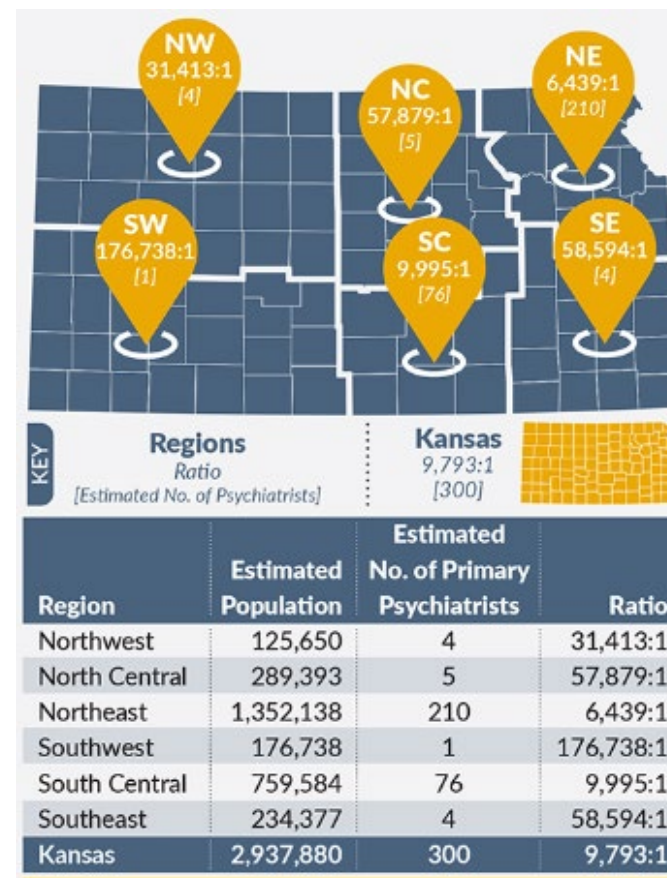
Key Points from Defining the Behavioral Health Workforce

- Behavioral health providers are a diverse group of professionals.
- There were approximately 440 prescribing psychiatric clinicians physically located and practicing in Kansas in 2021.
- There were 2,414 non-prescribing, top-level independent practice behavioral health clinicians physically located and practicing 10 hours a week and 30 weeks a year in Kansas in 2021.
- Primary care providers also may address mental health and substance use disorders in their practices, especially in rural areas.



Geographic Distribution of Psychiatrists

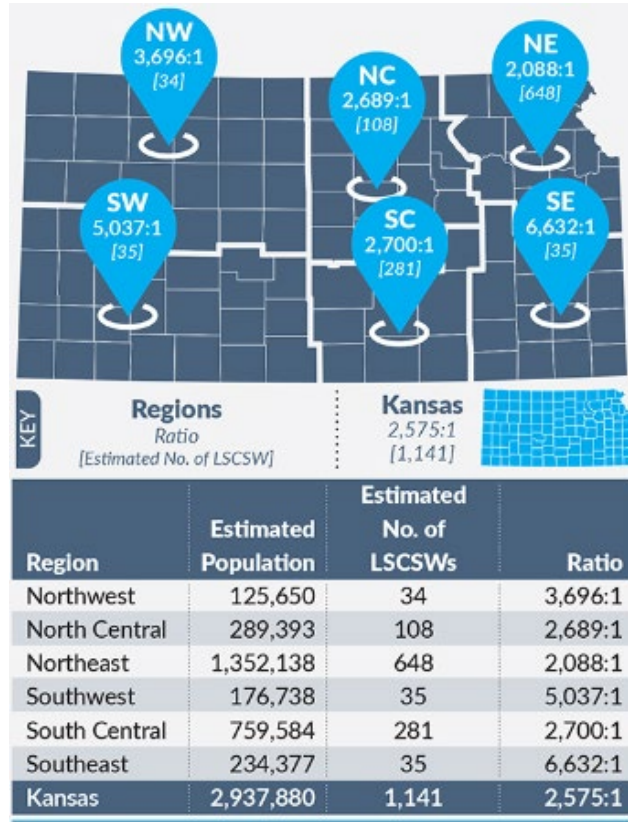
Southwest Kansas has the fewest psychiatrists.
Northeast Kansas has the most psychiatrists.



Source: Kansas Health Institute analysis of BOHA data obtained through the Kansas Department of Health and Environment in July 2021 and 2020 decennial census data from the U.S. Census Bureau.



Geographic Distribution of LSCSWs



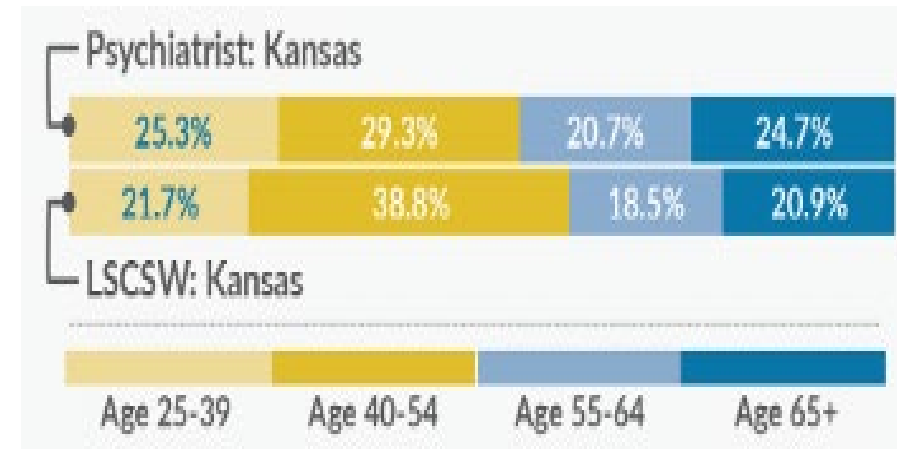
Northeast Kansas has the most favorable ratio, with one LSCSW for every 2,088 Kansans in the region, and over one-half (56.8 percent, 648 out of 1,141) of LSCSWs in the state.

Source: Kansas Health Institute analysis of BSRB data obtained through the Kansas Department of Health and Environment in July 2021 and 2020 decennial census data from the U.S. Census Bureau.



Age Distribution of Psychiatrists and LSCSWs

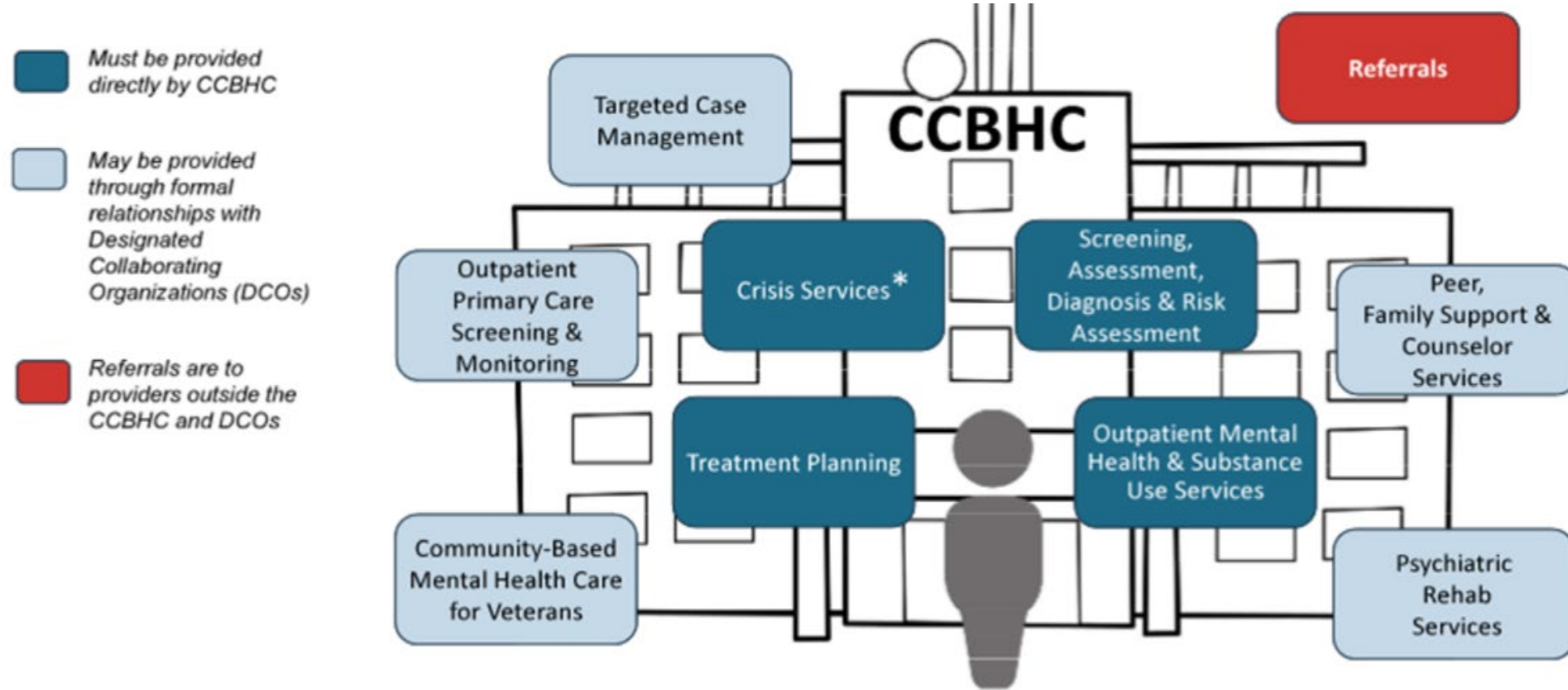
Despite the high proportion of psychiatrists over the age of 55 in Kansas (45.5 percent), the proportion is lower than the national average (61.3 percent).



Source: Kansas Health Institute analysis of BOHA data obtained through the Kansas Department of Health and Environment in July 2021.



CCBHC Model



14

* "unless there is an existing state-sanctioned, certified, or licensed system or network for the provision of crisis behavioral health services that dictates otherwise."

SAMHSA
Substance Abuse and Mental Health
Services Administration

Source: The Kansas Department for Aging and Disability Services Behavioral Health Services, <https://kdads.ks.gov/kdads-commissions/behavioral-health/certified-community-behavioral-health-centers/for-providers>.



KANSAS HEALTH INSTITUTE

Informing Policy. Improving Health.

khi.org

12

Strategies to Address Workforce Shortages



Grow-Your-Own-Approach



Telehealth



Integrated Care



Reduce Health Disparities



Key Points from Addressing Behavioral Health Workforce

- Most psychiatrists and licensed specialist clinical social workers (LSCSW) are located in urban areas.
- An estimated one-fourth (24.7 percent) of psychiatrists and one-fifth (20.9 percent) of LSCSWs are age 65 or older.
- Telehealth can address challenges in rural service delivery including provider shortages and distance to care.
- Kansas has opportunities to increase the prescribing workforce.



David Fye, J.D.

Executive Director, Behavioral Sciences Regulatory Board



KANSAS HEALTH INSTITUTE

Informing Policy. Improving Health.

Behavioral Sciences Regulatory Board History of Permanent Licenses July 2015 to Current

	July 2015	July 2016	July 2017	July 2018	Jan 2019	July 2019	Jan 2020	Mar 2020	July 2021	Sept 2021	Nov 2021	Jan 2022	Mar 2022	May 2022	July 2022	Sept 2022	Nov 2022	Jan 2023
LP	897	967	926	984	928	949	996	1,006	988	1,016	1,035	1,046	1,040	1,054	952	962	987	999
LASW	22	21	21	19	18	17	15	13	9	8	9	8	7	7	5	5	5	4
LBSW	1,756	1,754	1,764	1,725	1,668	1,638	1,601	1,577	1,466	1,427	1,413	1,393	1,389	1,377	1,346	1,327	1,313	1,295
LMSW	3,519	3,684	3,774	3,862	3,854	3,927	3,881	3,861	3,970	4,016	4,022	4,006	4,003	3,980	4,012	4,028	4,021	4,023
LSCSW	1,966	2,009	2,033	2,088	2,115	2,172	2,260	2,274	2,474	2,509	2,553	2,566	2,593	2,634	2,680	2,720	2,752	2,769
LPC	648	733	760	813	829	847	880	882	937	953	961	956	963	957	981	1,002	1,006	1,012
LCPC	500	546	561	619	661	704	747	747	843	896	929	947	978	945	1,034	1,047	1,077	1,088
LMLP	288	304	303	302	305	295	289	291	294	296	298	304	309	309	308	310	311	315
LCP	291	298	294	297	287	288	294	293	282	284	284	286	286	287	289	281	278	276
LMFT	354	350	340	347	335	324	330	327	335	324	319	329	326	330	330	318	312	319
LCMFT	444	499	535	566	587	611	618	620	681	703	719	726	736	745	754	763	773	776
LAC	930	919	729	620	612	618	572	569	578	520	520	521	524	522	522	523	526	530
LMAC	-	-	262	343	352	363	376	375	427	432	433	432	434	436	431	418	414	421
LCAC	537	528	541	527	546	566	546	541	570	536	537	542	547	551	556	561	566	568
LaBA	-	-	15	18	13	14	14	14	12	11	13	13	15	16	17	15	19	21
LBA	-	-	129	175	176	199	224	229	263	270	288	292	304	325	333	347	354	363
Total																		
Permanent																		
Licenses	12,152	12,612	12,987	13,305	13,286	13,532	13,643	13,619	14,129	14,201	14,333	14,367	14,454	14,475	14,550	14,627	14,714	14,779

Note : In March 2020, the state of Kansas began to experience the COVID-19 pandemic. During this time, the Governor released Executive Orders which delayed enforcement of expiration of licenses until the end of May 2021.



Behavioral Sciences Regulatory Board History of Permanent Licenses July 2015 to Current

	July 2015	July 2016	July 2017	July 2018	Jan 2019	July 2019	Jan 2020	Mar 2020	July 2021	Sept 2021	Nov 2021	Jan 2022	Mar 2022	May 2022	July 2022	Sept 2022	Nov 2022	Jan 2023
Total LPs	897	967	926	984	928	949	996	1,006	988	1,016	1,035	1,046	1,040	1,054	952	962	987	999
Total SWs	7,263	7,468	7,592	7,694	7,655	7,754	7,757	7,725	7,919	7,960	7,997	7,973	7,992	7,998	8,043	8,080	8,091	8,091
Total PCs	1,148	1,279	1,321	1,432	1,490	1,551	1,627	1,629	1,780	1,849	1,890	1,903	1,941	1,902	2,015	2,049	2,083	2,100
Total LMLPs/LCPs	579	602	597	599	592	583	583	584	576	580	582	590	595	596	597	591	589	591
Total MFTs	798	849	875	913	922	935	948	947	1,016	1,027	1,038	1,055	1,062	1,075	1,084	1,081	1,085	1,095
Total ACs	1,467	1,447	1,532	1,490	1,510	1,547	1,494	1,485	1,575	1,488	1,490	1,495	1,505	1,509	1,509	1,502	1,506	1,519
Total BAs	-	-	144	193	189	213	238	243	275	281	301	305	319	341	350	362	373	384
Total Permanent Licenses	12,152	12,612	12,987	13,305	13,286	13,532	13,643	13,619	14,129	14,201	14,333	14,367	14,454	14,475	14,550	14,627	14,714	14,779

Note : In March 2020, the state of Kansas began to experience the COVID-19 pandemic. During this time, the Governor released Executive Orders which delayed enforcement of expiration of licenses until the end of May 2021.



Licensing Equation

$$\begin{aligned} \text{Licensing} = & \text{A} = \text{New applicants for licensure} \\ & + \\ & \text{B} = \text{Licensees that renew} \\ & - \\ & \text{C} = \text{Licensees that fail to renew} \\ & + \\ & \text{D} = \text{Former licensees that reinstate licenses} \\ & - \\ & \text{E} = \text{Stopped practice, disciplinary reasons} \end{aligned}$$



THANK YOU!

Any Questions?

For additional information, contact Cynthia Snyder, csnyder@khi.org



KANSAS HEALTH INSTITUTE

Informing Policy. Improving Health.



KANSAS HEALTH INSTITUTE

Informing Policy. Improving Health.

khi.org

Connect With Us



KANSAS HEALTH INSTITUTE

Informing Policy. Improving Health.

www.khi.org

@KHIorg



212 SW 8th Avenue | Topeka, KS | 785.233.5443