



State General Fund / Federal Budget: Outlook and History

Senate Ways and Means, December 20, 2011

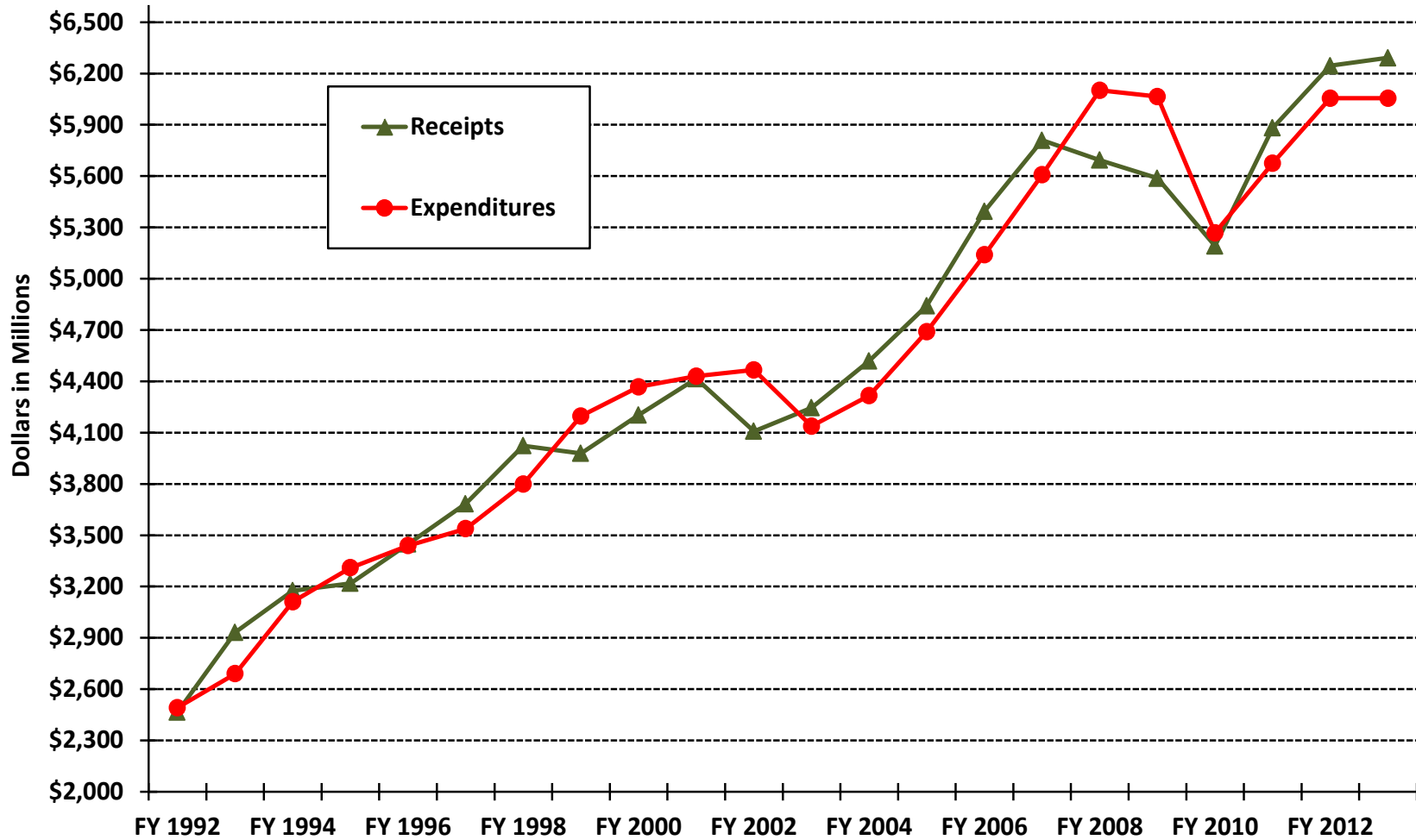
Duane Goossen

Kansas Health Institute



State General Fund

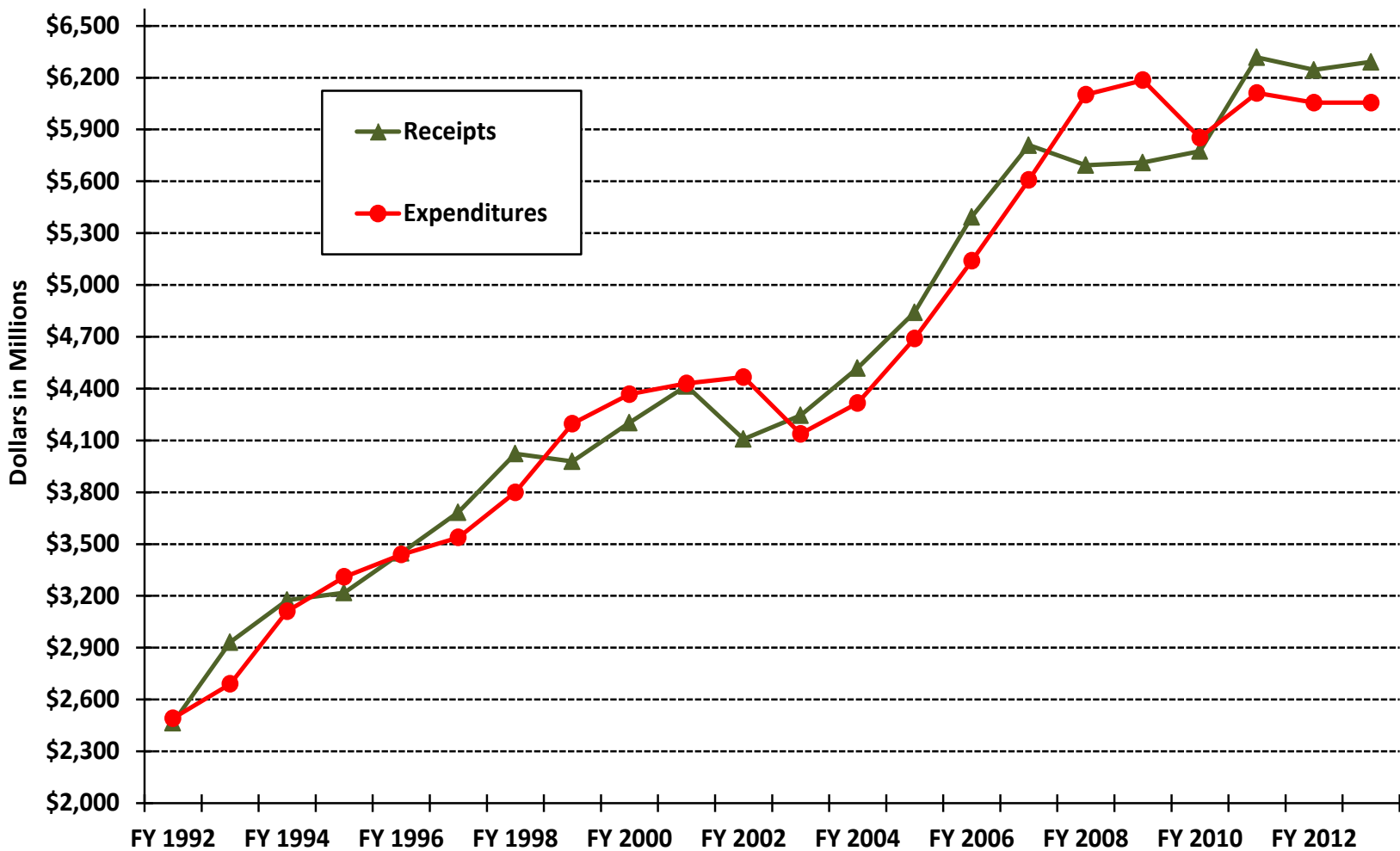
Receipts and Expenditures





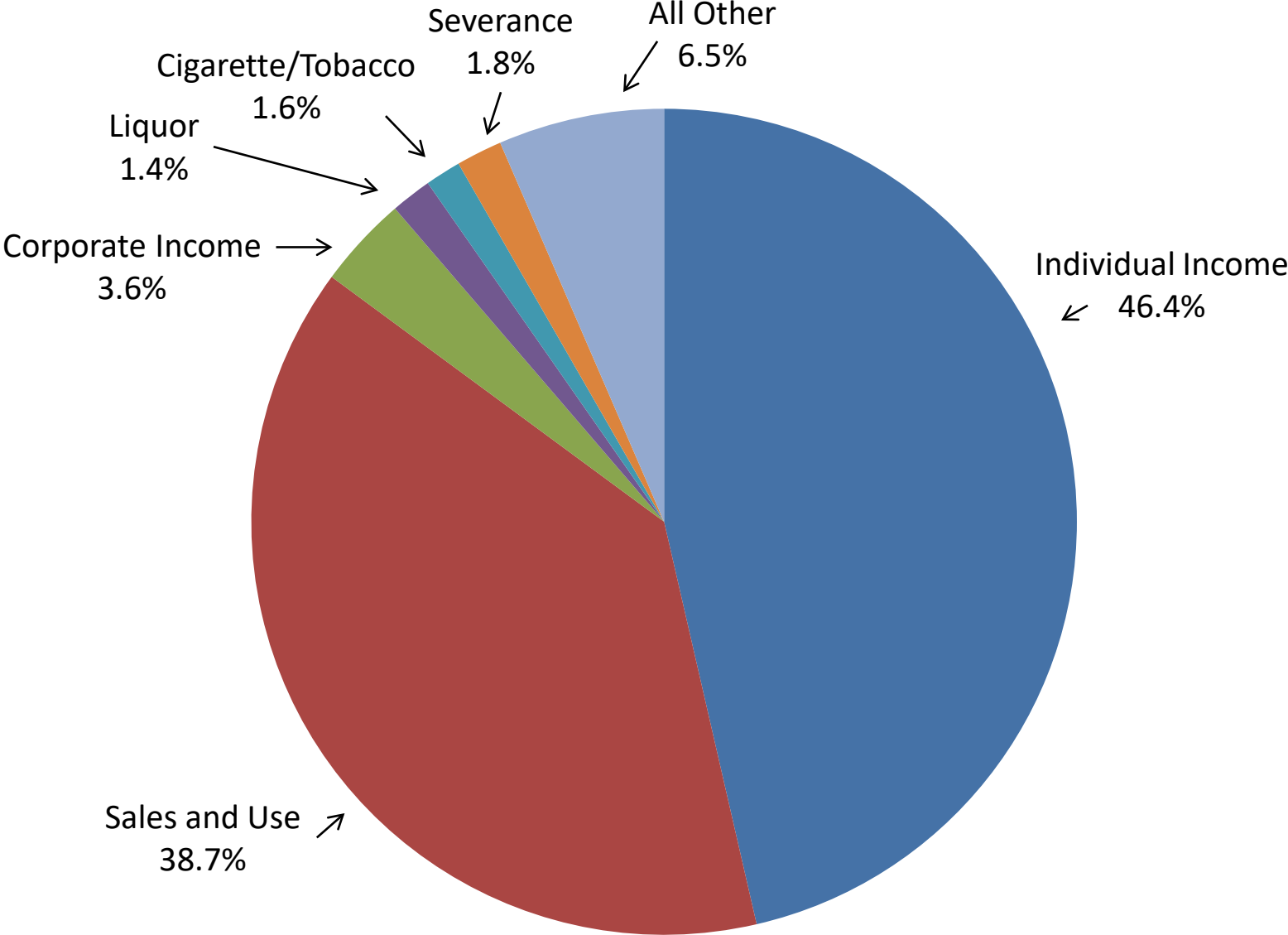
State General Fund Adjusted for ARRA

Receipts and Expenditures

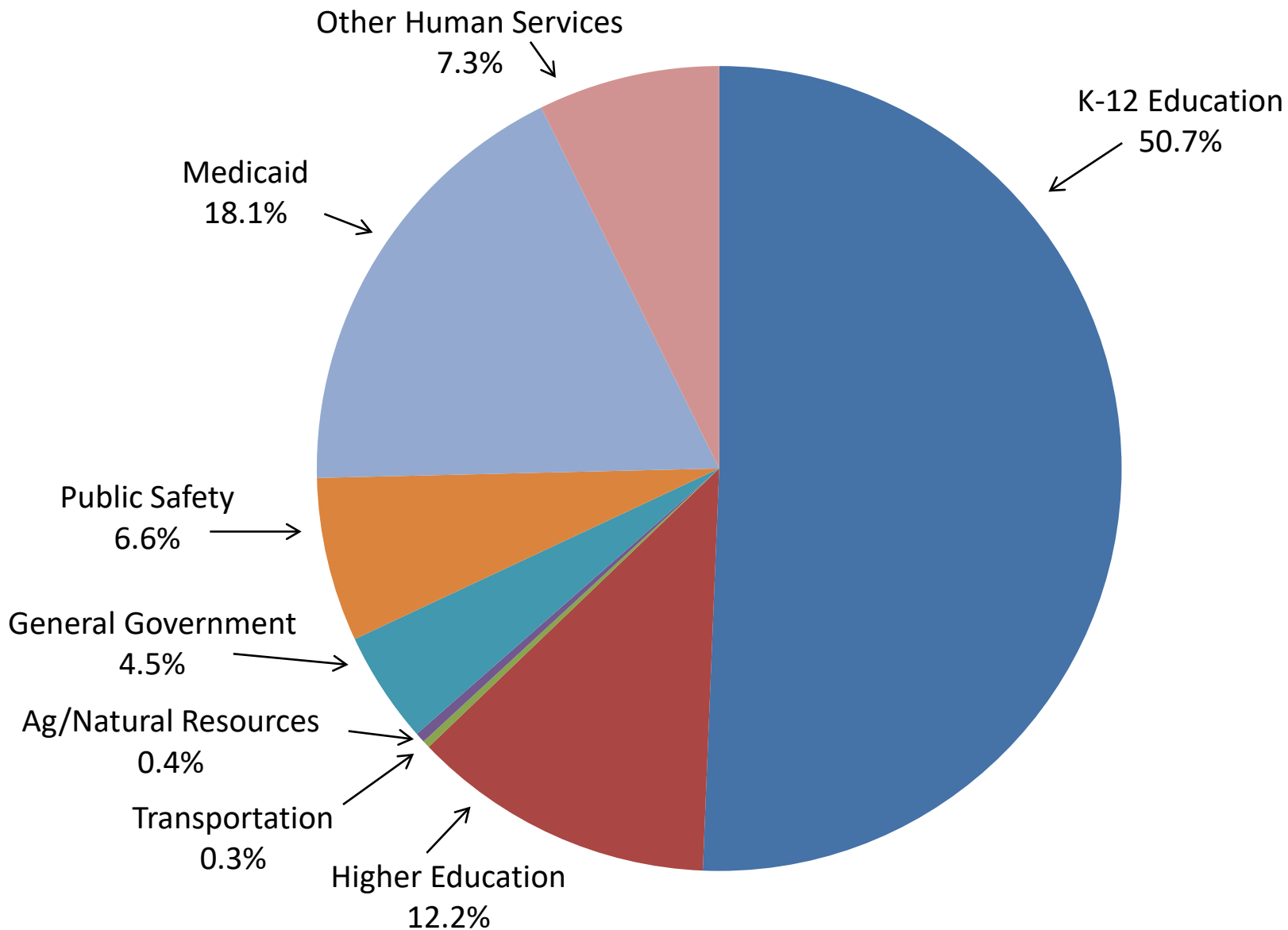




FY 2012 State General Fund Receipts



FY 2012 State General Fund Expenditures





State General Fund

| | (\$ in Millions) | | |
|---------------------------|------------------|-----------------|----------------|
| | <u>FY 2011</u> | <u>FY 2012</u> | <u>FY 2013</u> |
| | <u>Actual</u> | <u>Approved</u> | |
| Beginning Balance | (27.1) | 192.4 | 370.5 |
| Individual Income Tax | 2,709.7 | 2,900.0 | 3,065.0 |
| Sales and Use Tax | 2,253.1 | 2,415.0 | 2,535.0 |
| All Other Revenue | <u>919.3</u> | <u>930.1</u> | <u>691.4</u> |
| Total Available | 5,855.0 | 6,437.5 | 6,661.9 |
| Dept. of Education | 2,986.1 | 3,062.1 | 3,062.1 |
| Higher Education | 754.0 | 738.1 | 738.1 |
| Medicaid | 791.0 | 1,094.7 | 1,094.7 |
| All Other Expenditures | <u>1,131.5</u> | <u>1,172.1</u> | <u>1,172.1</u> |
| Total Expenditures | 5,662.6 | 6,067.0 | 6,067.0 |
| Ending Balance | 192.4 | 370.5 | 594.9 |

Income Tax Change Proposal Coming

Last Year for 6.3% Rate

No Large Highway Fund Transfer

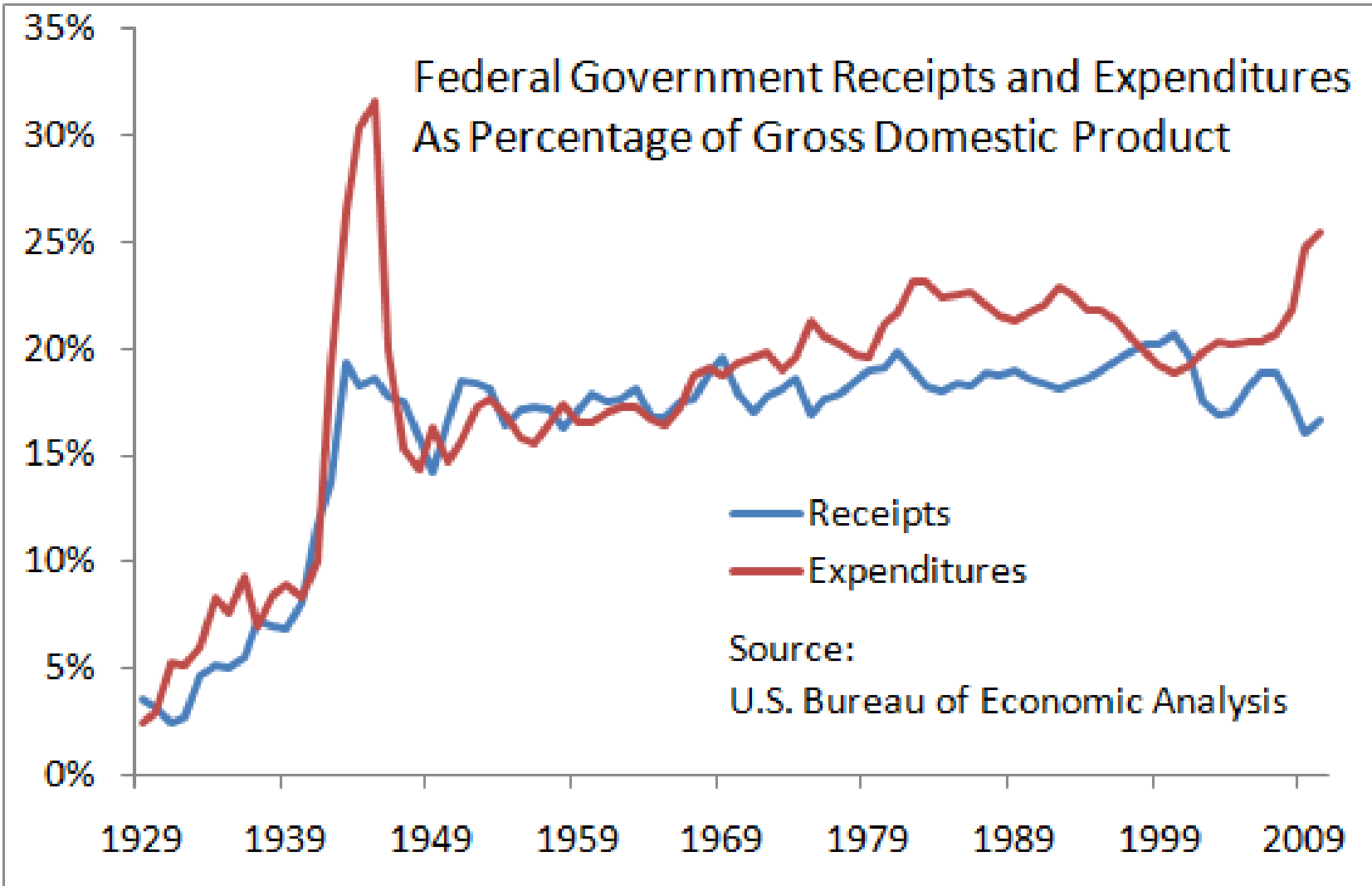
School Finance Proposal Coming

Medicaid Reform Proposal Coming

Medicaid Caseload Increase ?

KPERs Increase Required

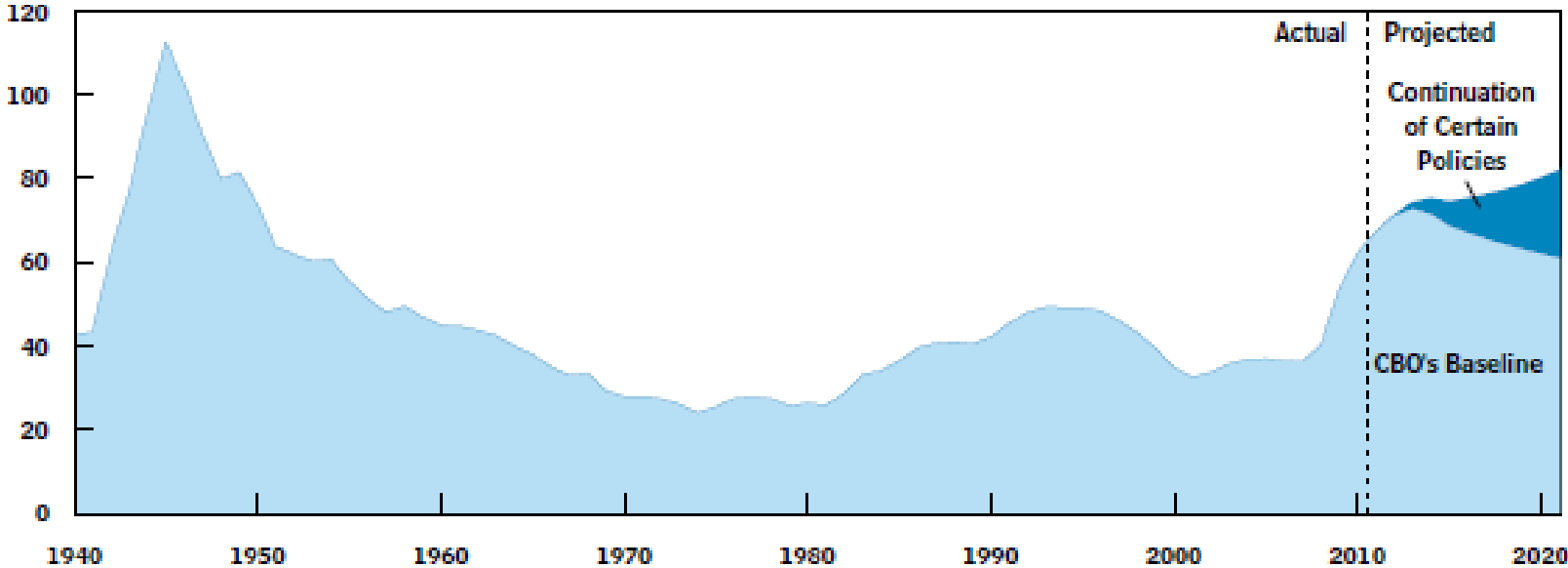
Employee Salary Increase ?





Federal Debt Held by the Public—Historically, in CBO’s Baseline, and with a Continuation of Certain Policies

(Percentage of gross domestic product)



Source: Congressional Budget Office.

Note: The projected debt with the continuation of certain policies is based on several assumptions: first, that most of the provisions of the Tax Relief, Unemployment Insurance Reauthorization, and Job Creation Act of 2010 (Public Law 111-312) that originally were enacted in 2001, 2003, 2009, and 2010 do not expire on December 31, 2012, but instead continue; second, that the alternative minimum tax is indexed for inflation after 2011; and third, that Medicare’s payment rates for physicians are held constant at their 2011 level.



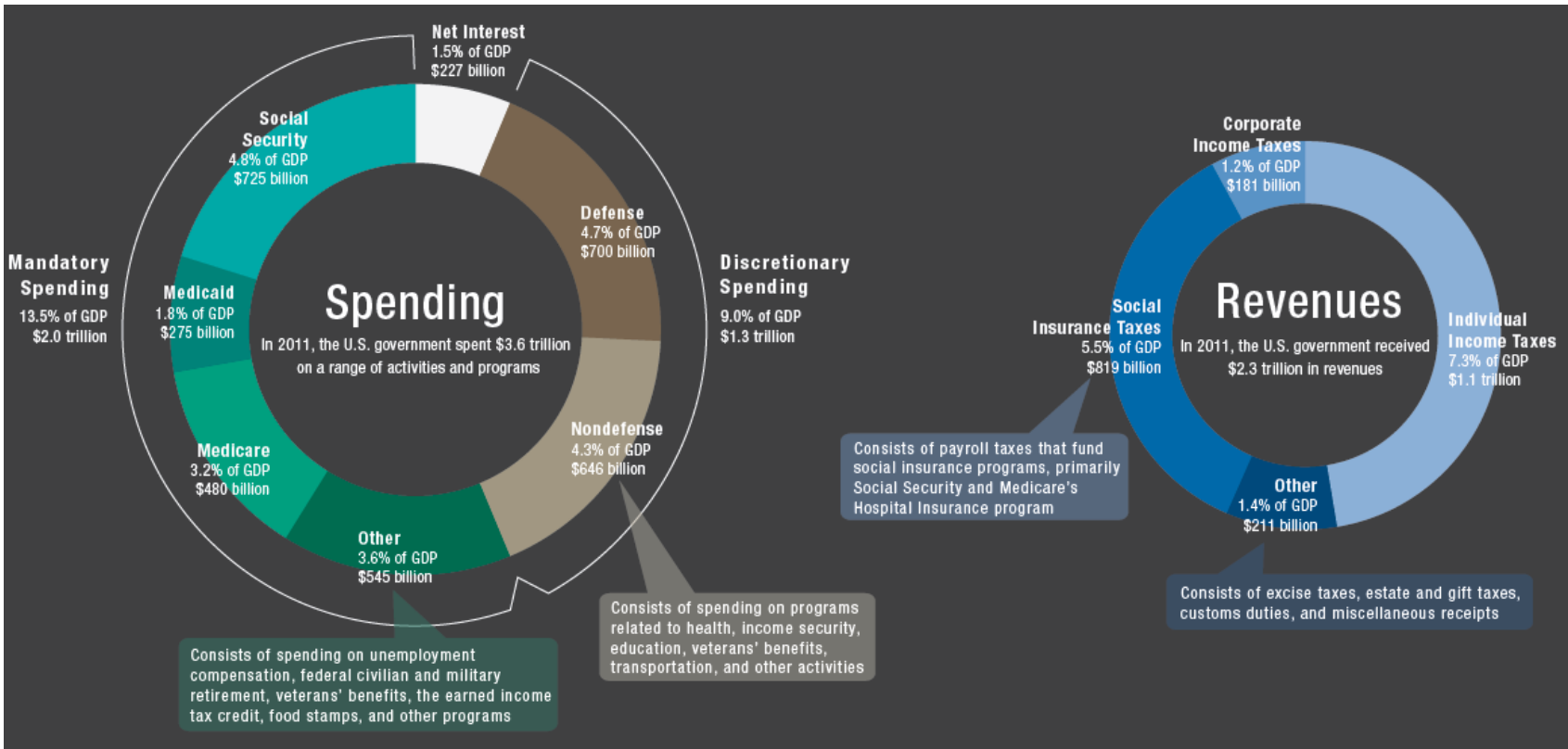
CBO's Baseline Budget Outlook

| | Actual, 2010 | 2011 | 2012 | 2013 | 2014 | 2015 | 2016 | 2017 | 2018 | 2019 | 2020 | 2021 | Total 2012- 2012- 2016 2021 | |
|--|-----------------|---------------|-------------|-------------|-------------|-------------|-------------|-------------|-------------|-------------|-------------|-------------|-----------------------------------|---------------|
| In Billions of Dollars | | | | | | | | | | | | | | |
| Projection Excluding Effects of Provisions Related to the Joint Select Committee on Deficit Reduction | | | | | | | | | | | | | | |
| Revenues | 2,163 | 2,314 | 2,635 | 3,069 | 3,423 | 3,665 | 3,847 | 4,087 | 4,286 | 4,508 | 4,731 | 4,969 | 16,640 | 39,221 |
| Outlays | 3,456 | 3,597 | 3,609 | 3,692 | 3,803 | 3,988 | 4,249 | 4,449 | 4,635 | 4,913 | 5,161 | 5,409 | 19,340 | 43,908 |
| Deficit | -1,294 | -1,284 | -973 | -623 | -380 | -322 | -402 | -362 | -349 | -405 | -430 | -440 | -2,701 | -4,687 |
| Effects of Provisions Related to the Joint Select Committee on Deficit Reduction^a | | | | | | | | | | | | | | |
| | 0 | 0 | 0 | 113 | 115 | 118 | 124 | 132 | 139 | 146 | 154 | 161 | 469 | 1,200 |
| Total Deficit | -1,294 | -1,284 | -973 | -510 | -265 | -205 | -278 | -231 | -211 | -259 | -277 | -279 | -2,232 | -3,487 |
| Debt Held by the Public at the End of the Year | | | | | | | | | | | | | | |
| | 9,019 | 10,164 | 11,153 | 11,773 | 12,148 | 12,463 | 12,840 | 13,169 | 13,473 | 13,820 | 14,181 | 14,541 | n.a. | n.a. |

Source: Congressional Budget Office




Federal Spending and Revenues



Source: Congressional Budget Office



Kansas Health Institute



Information for policy makers. Health for Kansans.