



KANSAS HEALTH INSTITUTE

Informing Policy. Improving Health.

Gaps in the System: A Study of Dental Insurance Rates in Kansas

October 30, 2020 ♦ Conference on Oral Health ♦ Via Zoom

The views and analysis expressed by the authors do not necessarily reflect the views of Oral Health Kansas or the views of any other organizations involved in this study.



KANSAS HEALTH INSTITUTE

Informing Policy. Improving Health.

ACKNOWLEDGEMENTS

- This report was commissioned by Oral Health Kansas and supported in full by the Kansas Department of Health and Environment with funding through the Health Resources and Services Administration (HRSA) of the U.S. Department of Health and Human Services (HHS) under grant number #B04MC32543, Title V Maternal and Child Health Services.
- The 2017 Kansas and Missouri Consumer Health Access Survey (KMHS) used in this report was funded by a collaboration of five regional health foundations: REACH Health care Foundation, Health Forward Foundation, Kansas Health Foundation, Missouri Foundation for Health, and the United Methodist Health Ministry Fund.
- RTI, International designed and administered the survey and provided the KMHS data for the analysis.

 212 SW 8th Avenue | Suite 300
Topeka, Kansas | 66603-3936

 785.233.5443

 khi.org

 /KHIorg

 @KHIorg



KANSAS HEALTH INSTITUTE

Informing Policy. Improving Health.

PROJECT TEAM



Phillip Steiner, M.A.
psteiner@khi.org



Emily Burgen, M.P.H.
eburgen@khi.org



Linda Shepherd, J.D.
shepherdl@khi.org



Wen-Chieh Lin, Ph.D.
wlin@khi.org

 212 SW 8th Avenue | Suite 300
Topeka, Kansas | 66603-3936

 785.233.5443

 khi.org

 /KHIorg

 @KHIorg

WHO WE ARE

- Nonprofit, nonpartisan educational organization based in Topeka.
- Established in 1995 with a multi-year grant by the Kansas Health Foundation and located directly across from Kansas Statehouse in downtown Topeka.
- Committed to convening meaningful conversations around tough topics related to health.

TODAY'S AGENDA

Learning Objectives:

- Provide an overview of study and source of data
- Identify dental insurances rates and unmet dental needs in Kansas
- Policy and research implications from the study

RESEARCH QUESTIONS

1. How many Kansans have dental insurance?
2. How many Kansans have unmet dental needs?
3. How many Kansans with and without dental insurance have had a dental visit in the last year?
4. How does dental insurance coverage and unmet needs vary by race/ethnicity and source of coverage?

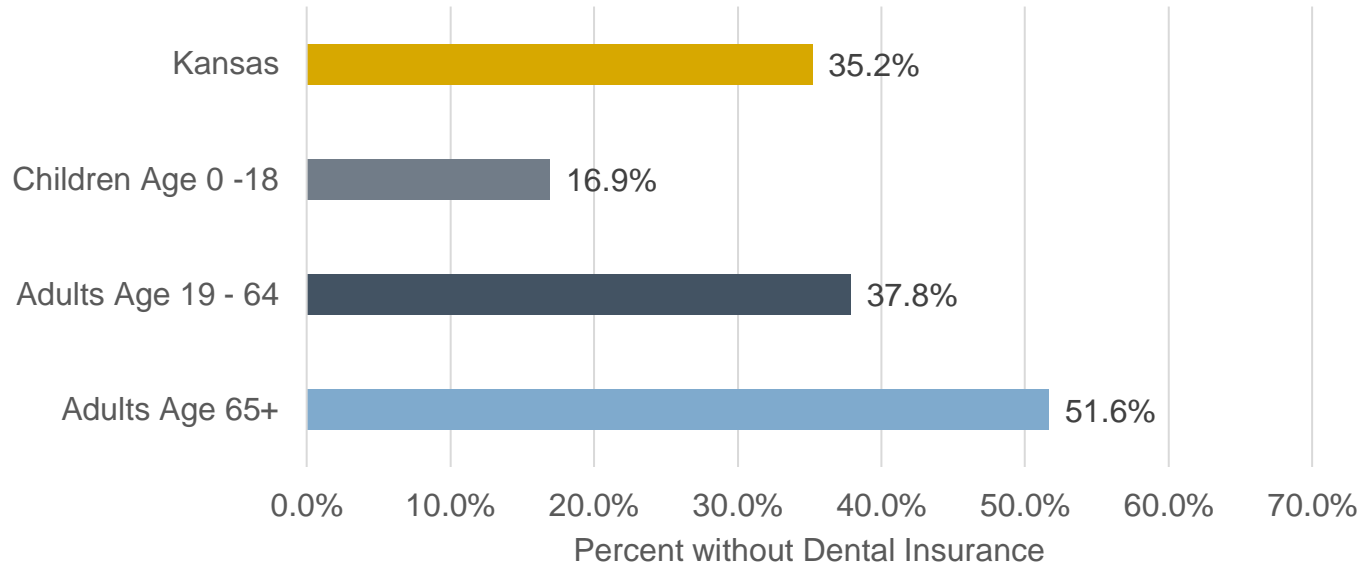
METHODS

- Kansas and Missouri Consumers Health Access Survey (KMHS)
- Survey responses between September 2017 and January 2018
- A representative sample for state-level estimates
- Residents age 19 and older
 - An adult in the household responded for one of randomly selected child age 0-18
- Descriptive statistics

FINDINGS

- Dental Insurance Coverage
- Unmet Dental Needs
- Dental Visits/Services Utilization
- Racial/Ethnic Disparities

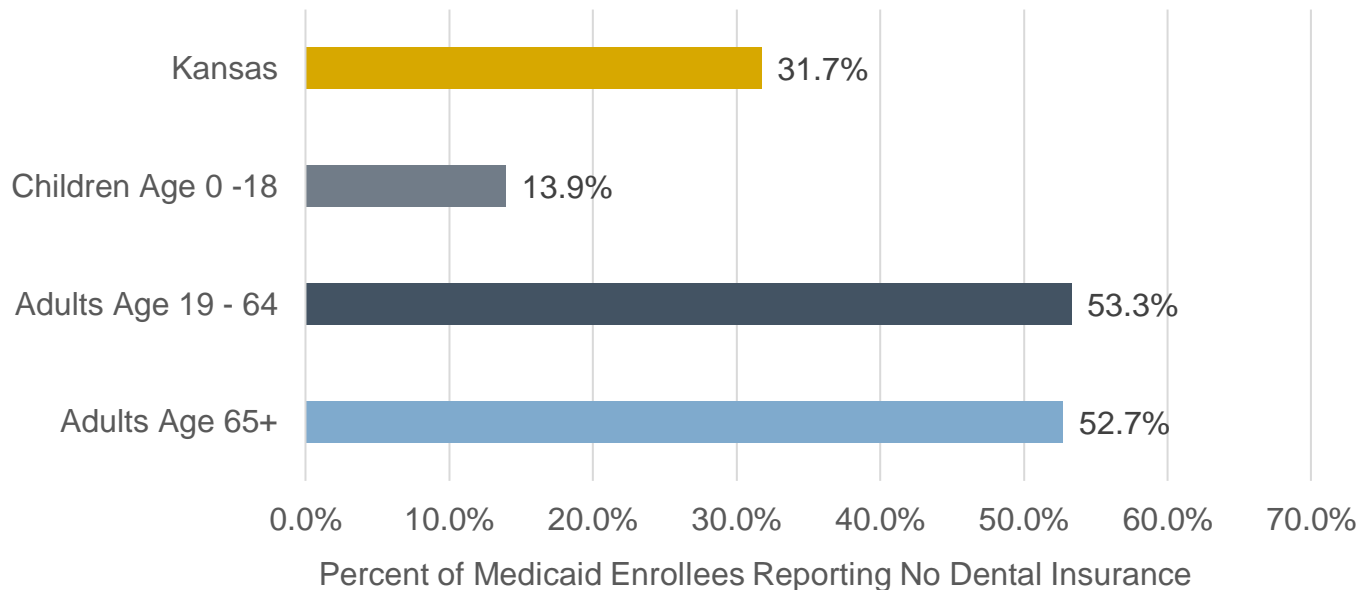
PERCENT WITHOUT DENTAL INSURANCE



Note: All Kansans = 2,840,767

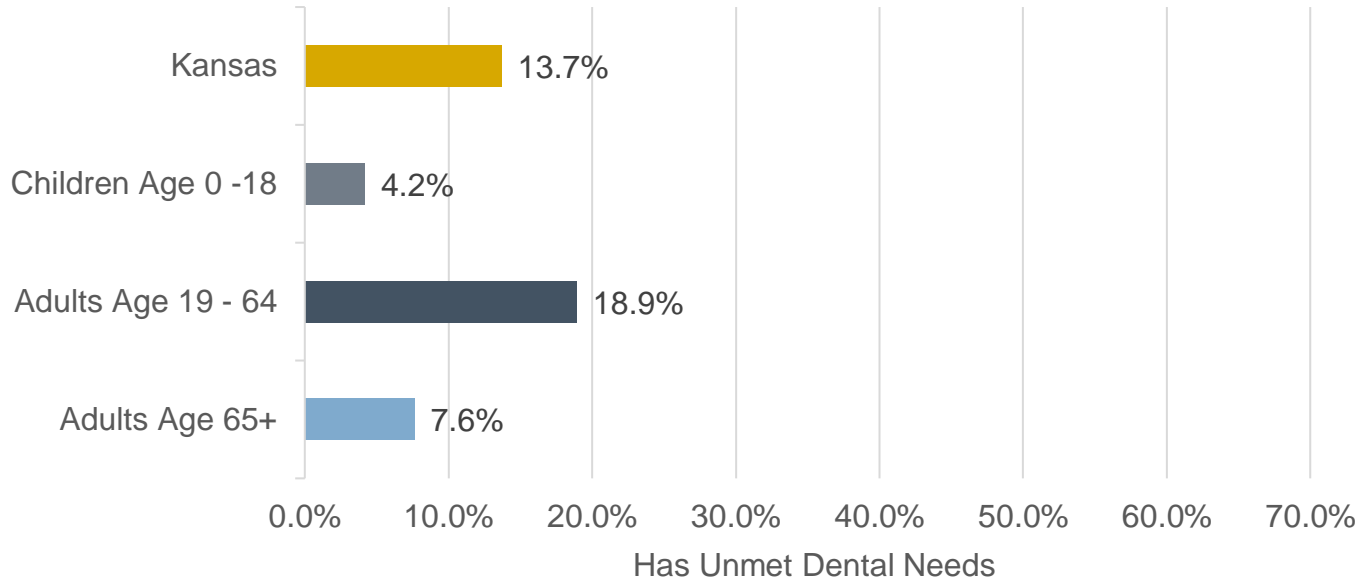
(Children Age 0-18 = 648,397, Adults Age 19-64 = 1,754,699 Adults Age 65+= 437,671)

PERCENT OF MEDICAID ENROLLEES REPORTING NO DENTAL INSURANCE



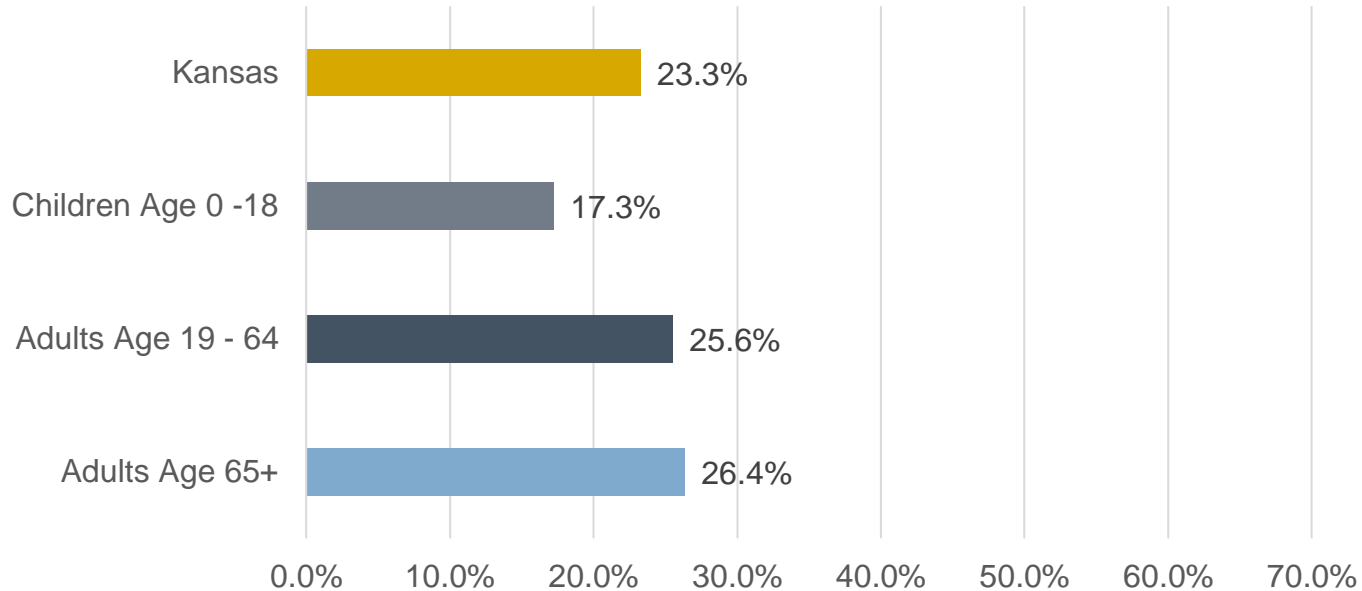
Note: All Kansans who report having Medicaid = 338,138
(Children Age 0-18 = 184,851, Adults Age 19-64 = 118,184, Adults Age 65+ = 35,103)

UNMET DENTAL NEEDS



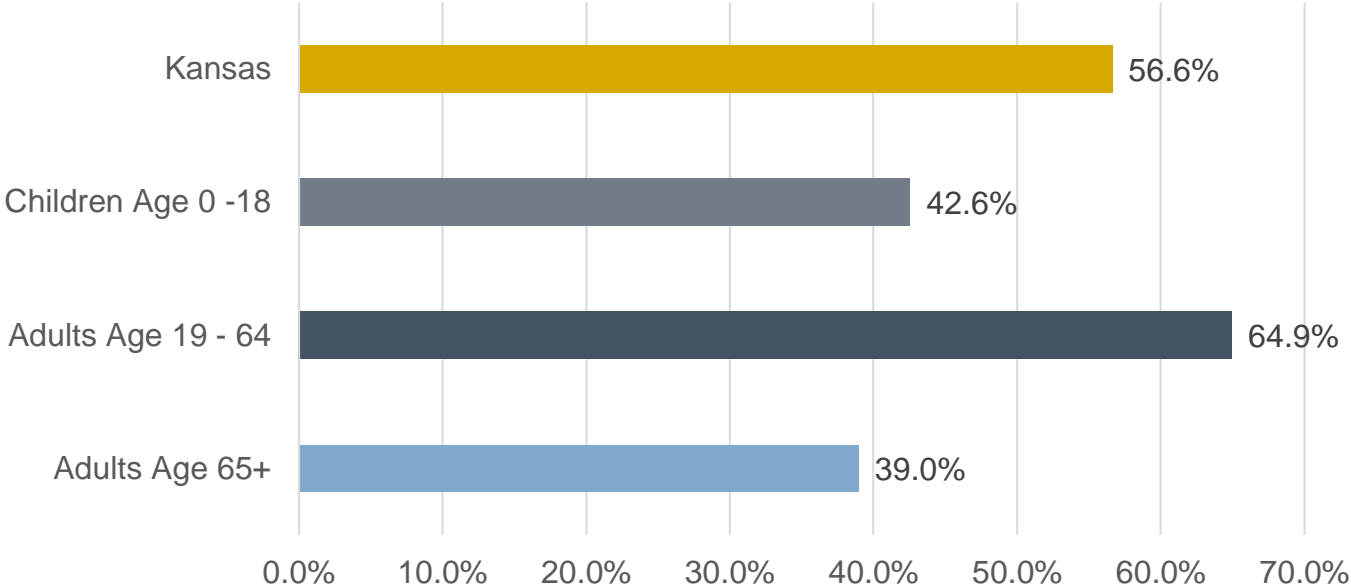
Note: All Kansans = 2,743,931
(Children 0-18 = 714,919, Adults 19-64 = 1,673,026, Adults 65+ = 425,113)

PERCENT INSURED WITHOUT A VISIT



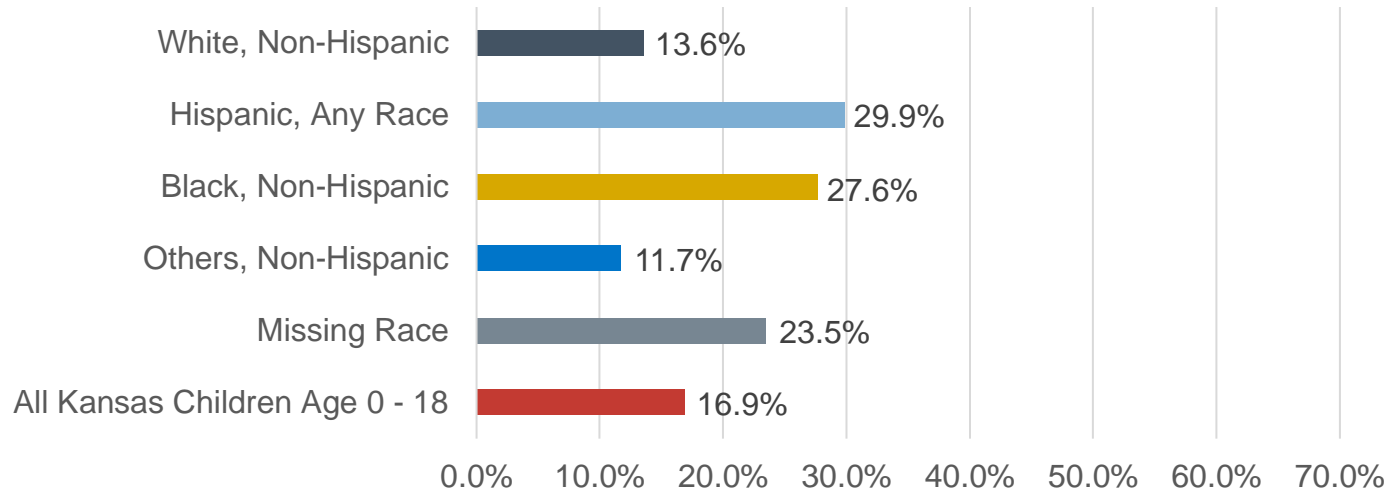
Note: All Insured Kansans = 1,816,857 (Children 0-18 = 514,618, Adults 19-64 = 1,090,590, Adults 65+ = 211,649)

PERCENT UNINSURED WITHOUT A DENTAL VISIT



Note: All Uninsured Kansans = 999,845 (Children 0-18 = 109,714, Adults 19-64 = 664,109, Adults 65+ = 226,022)

DENTAL INSURANCE COVERAGE FOR CHILDREN BY RACE/ETHNICITY

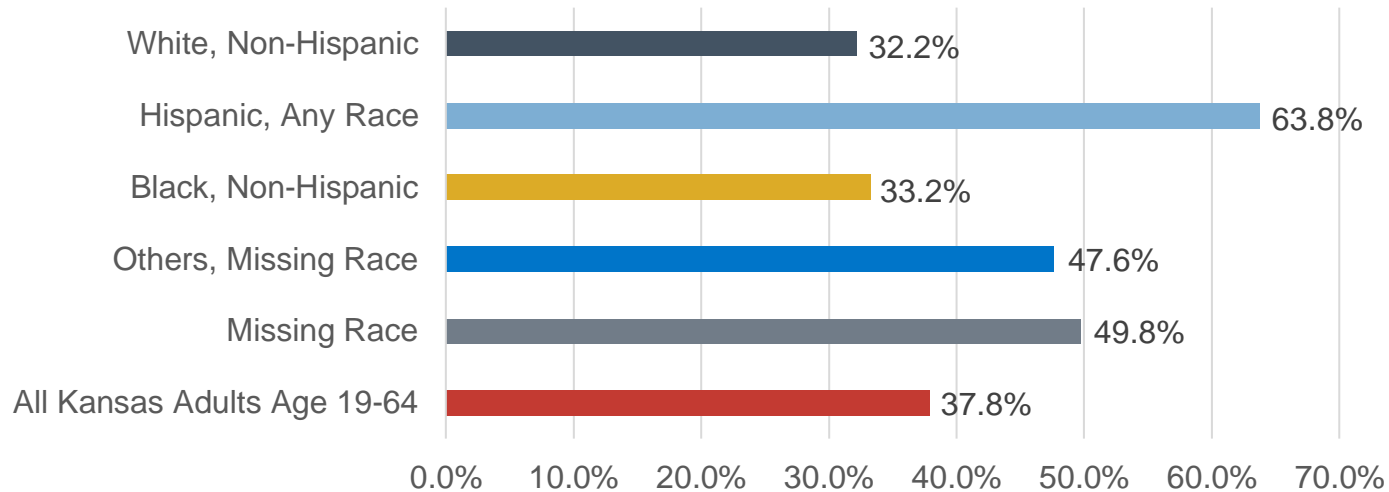


Note: All Kansas Children = 648,397

(White, Non-Hispanic = 420,514, Hispanic, Any Race = 101,804, Black, Non-Hispanic = 31,712, Other, Non-Hispanic = 75,022, Unknown Race/Ethnicity = 19,345)

Source: KHI Analysis of 2017 Kansas and Missouri Consumer Health Access Survey

DENTAL INSURANCE COVERAGE FOR ADULTS 19-64 BY RACE/ETHNICITY



Note: All Kansas Adults 19-64 = 1,754,699

(White, Non-Hispanic = 1,238,098, Hispanic, Any Race = 183,075, Black, Non-Hispanic = 91,424, Other, Non-Hispanic = 107,226, Unknown Race/Ethnicity = 134,877)

Source: KHI Analysis of 2017 Kansas and Missouri Consumer Health Access Survey

SUMMARY

- One-third of Kansans reported not having dental coverage and the uninsured rate differed by age
 - 13.9% of children and 53.3% of nonelderly adults who reported having KanCare also reported not having insurance coverage that pays for dental care
 - Half of seniors did not have dental insurance
- Higher uninsured rate among those who identify as Hispanic
- More than 400,000 Kansans missed the opportunity to utilize their dental coverage for preventive services

NEXT STEPS

- Increase the awareness of dental benefits for children with Medicaid/CHIP and improve the access to dental care
- Inform senior adults about insurance options
- Outreach to the Hispanic community to identify barriers to dental insurance coverage
- Encourage insured people to have annual visits for prevention
- Access to additional data sources for ongoing and more comprehensive analyses
 - Claims data, larger Kansas-specific survey, federal surveys



KANSAS HEALTH INSTITUTE

Informing Policy. Improving Health.

THANK YOU

Contact: Phillip Steiner psteiner@khi.org

 212 SW 8th Avenue | Suite 300
Topeka, Kansas | 66603-3936

 785.233.5443

 khi.org

 /KHIorg

 @KHIorg



KANSAS HEALTH INSTITUTE

Informing Policy. Improving Health.