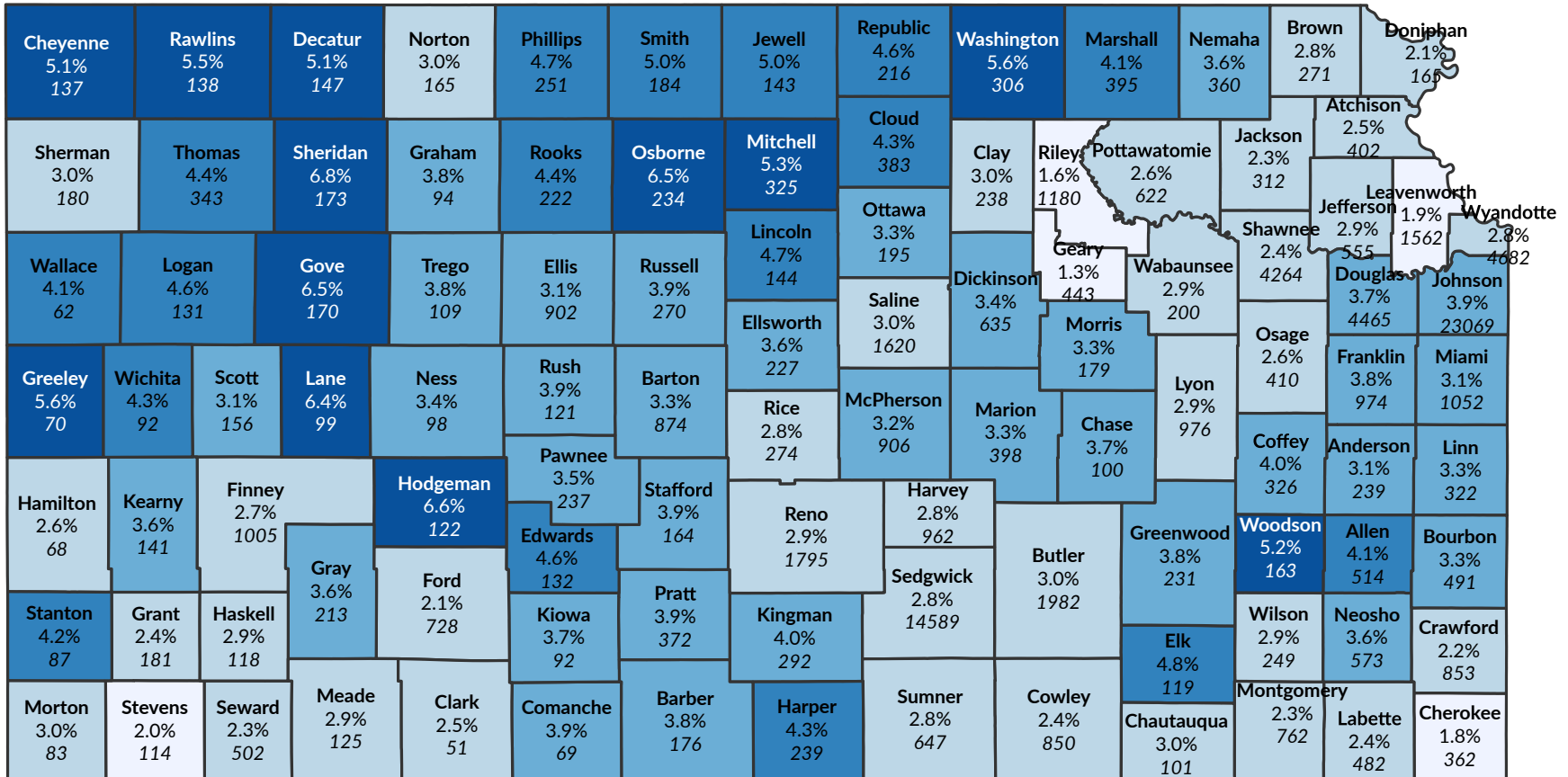


2019 Kansas Health Insurance Marketplace Plan Selections by County

Informing Policy. Improving Health.



Overall Kansas plan selection rate = 3.1%

Source: U.S. Department of Health and Human Services 2019 Open Enrollment Period County-Level Public Use File: March 25, 2019.

Percent of Population

Selecting a Plan:

0.0% - 2.0%

2.1% - 3.0%

3.1% - 4.0%

4.1% - 5.0%

5.1% and above

County Name

% of Population Selecting a Plan

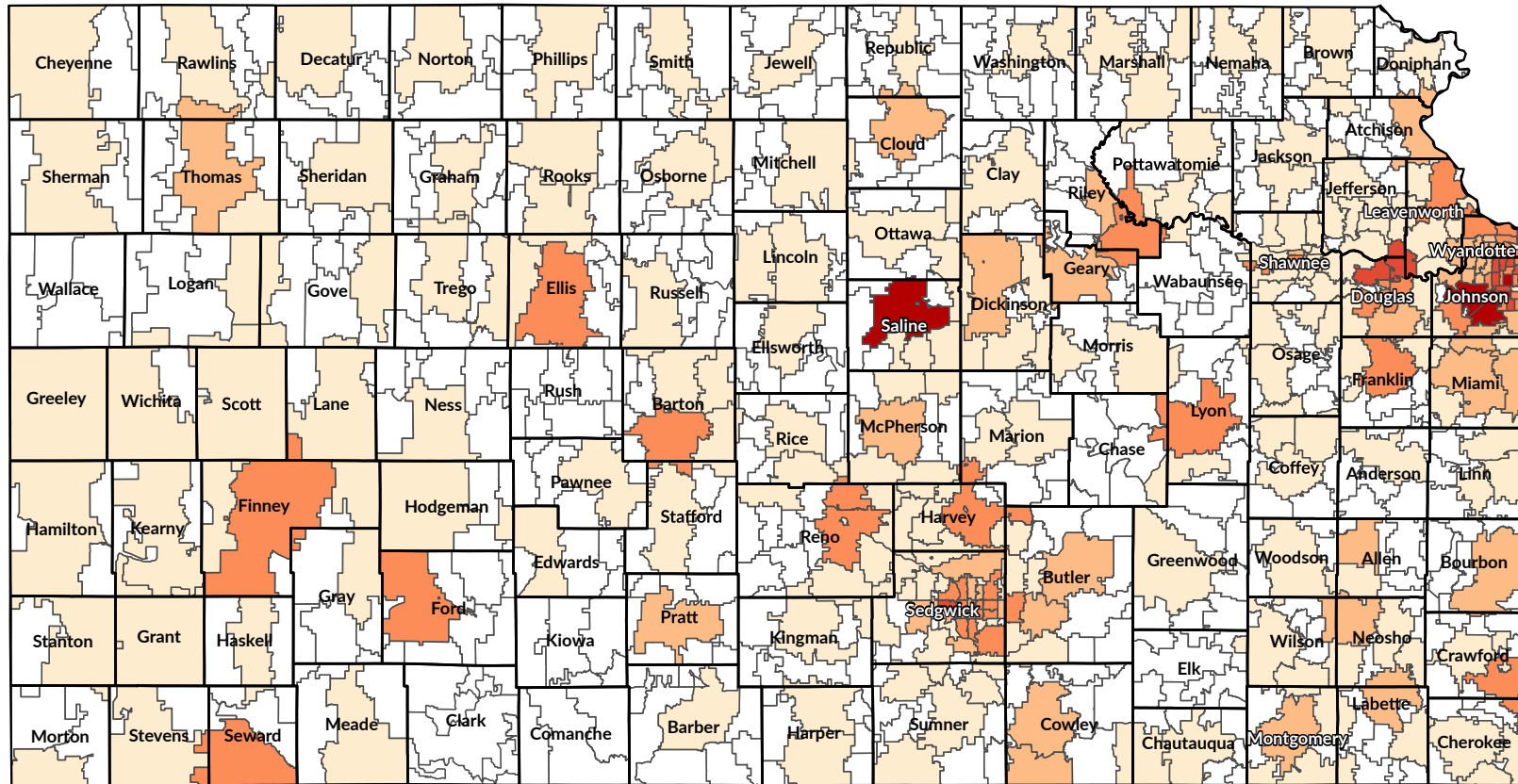
Number of People Selecting a Plan

Note: The U.S. Department of Health and Human Services (HHS) released final summary enrollment data on March 25, 2019, for the sixth open enrollment period of the federally facilitated health insurance marketplace created by the Affordable Care Act (ACA).

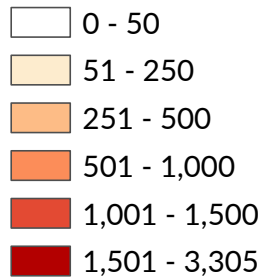
The open enrollment period lasted from November 1, 2018, to December 15, 2018. During that time, a total of 89,993 Kansans had selected a health insurance plan or had been automatically re-enrolled for the 2019 plan year through the marketplace. Information is not yet available on how many Kansans have paid their premiums and actually are covered by the insurance plans they selected (effectuated enrollment).

2019 Kansas Health Insurance Marketplace Plan Selections by ZIP Code

Informing Policy. Improving Health.



Number of People
Selecting a Plan:

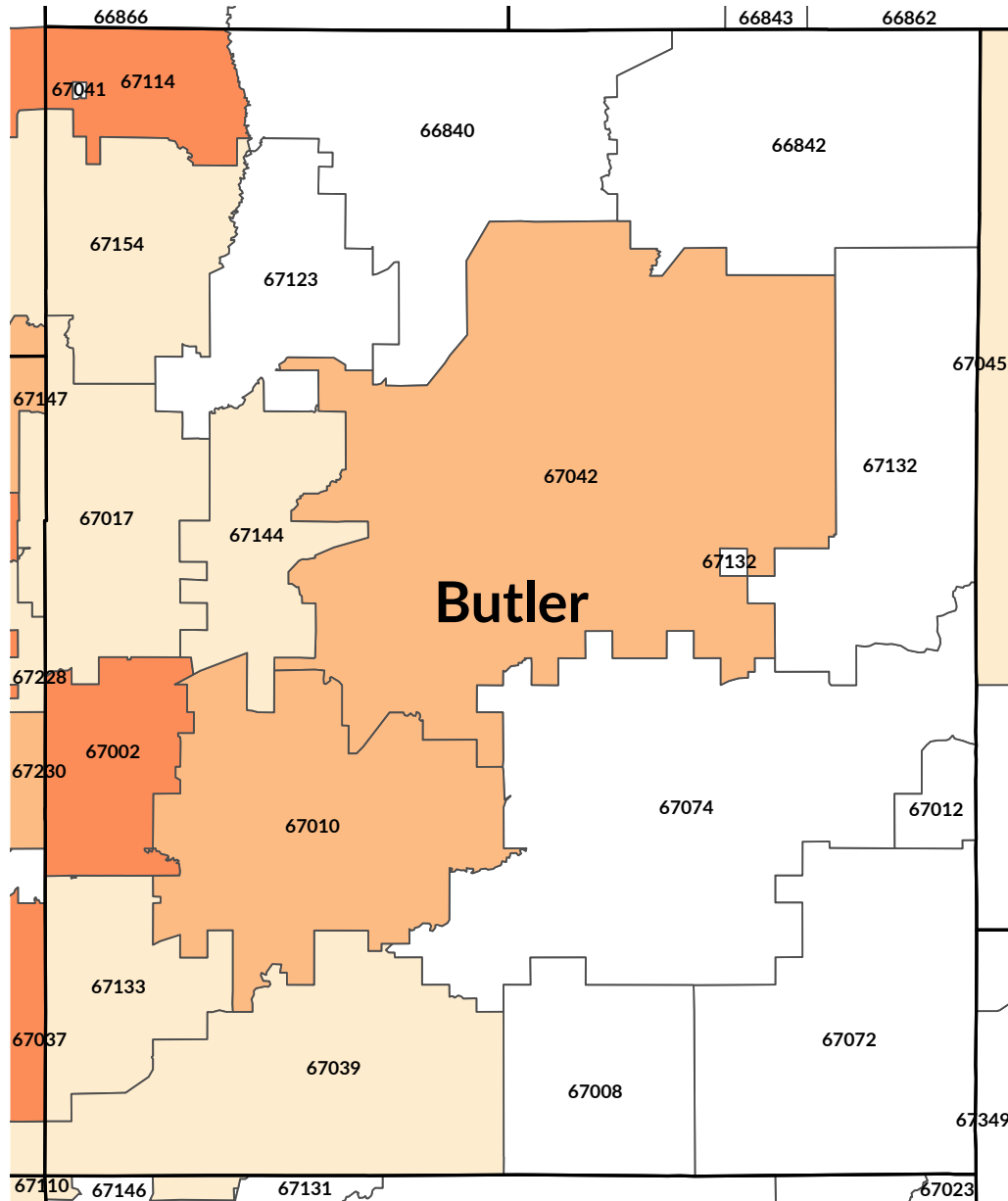


Source: U.S. Department of Health and Human Services 2019 Open Enrollment Period ZIP Code-Level Public Use File: March 25, 2019.

Note: The U.S. Department of Health and Human Services (HHS) released final summary enrollment data on March 25, 2019, for the sixth open enrollment period of the federally facilitated health insurance marketplace created by the Affordable Care Act (ACA).

The open enrollment period lasted from November 1, 2018, to December 15, 2018. During that time, a total of 89,993 Kansans had selected a health insurance plan or had been automatically re-enrolled for the 2019 plan year through the marketplace. Information is not yet available on how many Kansans have paid their premiums and actually are covered by the insurance plans they selected (effectuated enrollment).

2019 Kansas Health Insurance Marketplace Plan Selections by ZIP Code: Butler County



Source: U.S. Department of Health and Human Services 2019 Open Enrollment Period ZIP Code-Level Public Use File: March 25, 2019.

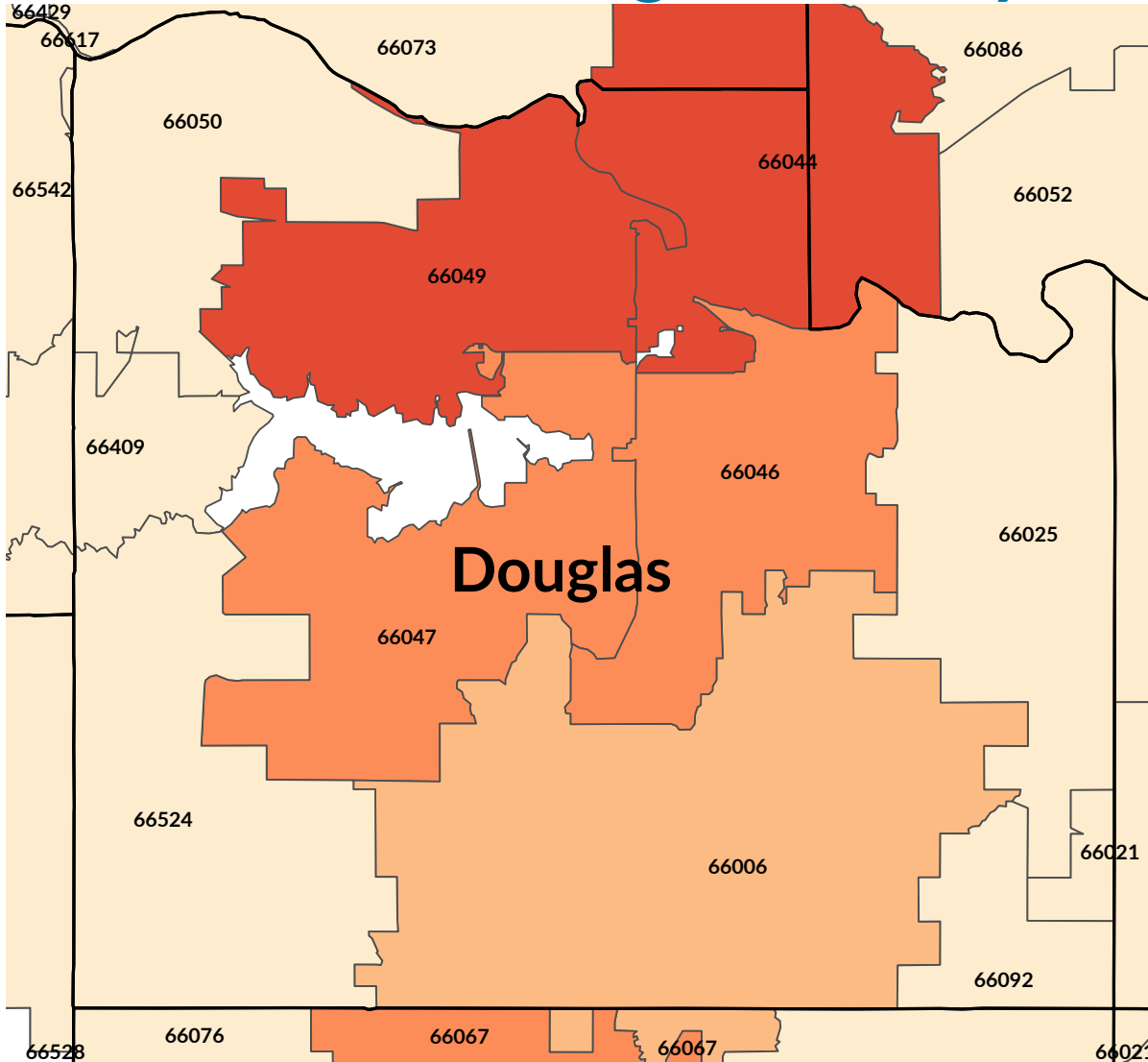
Number of People Selecting a Plan:

- 0 - 50
- 51 - 250
- 251 - 500
- 501 - 1,000
- 1,001 - 1,500
- 1,501 - 3,305

Note: The U.S. Department of Health and Human Services (HHS) released final summary enrollment data on March 25, 2019, for the sixth open enrollment period of the federally facilitated health insurance marketplace created by the Affordable Care Act (ACA).

The open enrollment period lasted from November 1, 2018, to December 15, 2018. During that time, a total of 1,982 people in Butler County had selected a health insurance plan or had been automatically re-enrolled for the 2019 plan year through the marketplace. Information is not yet available on how many Kansans have paid their premiums and actually are covered by the insurance plans they selected (effectuated enrollment).

2019 Kansas Health Insurance Marketplace Plan Selections by ZIP Code: Douglas County



Source: U.S. Department of Health and Human Services 2019 Open Enrollment Period ZIP Code-Level Public Use File: March 25, 2019.

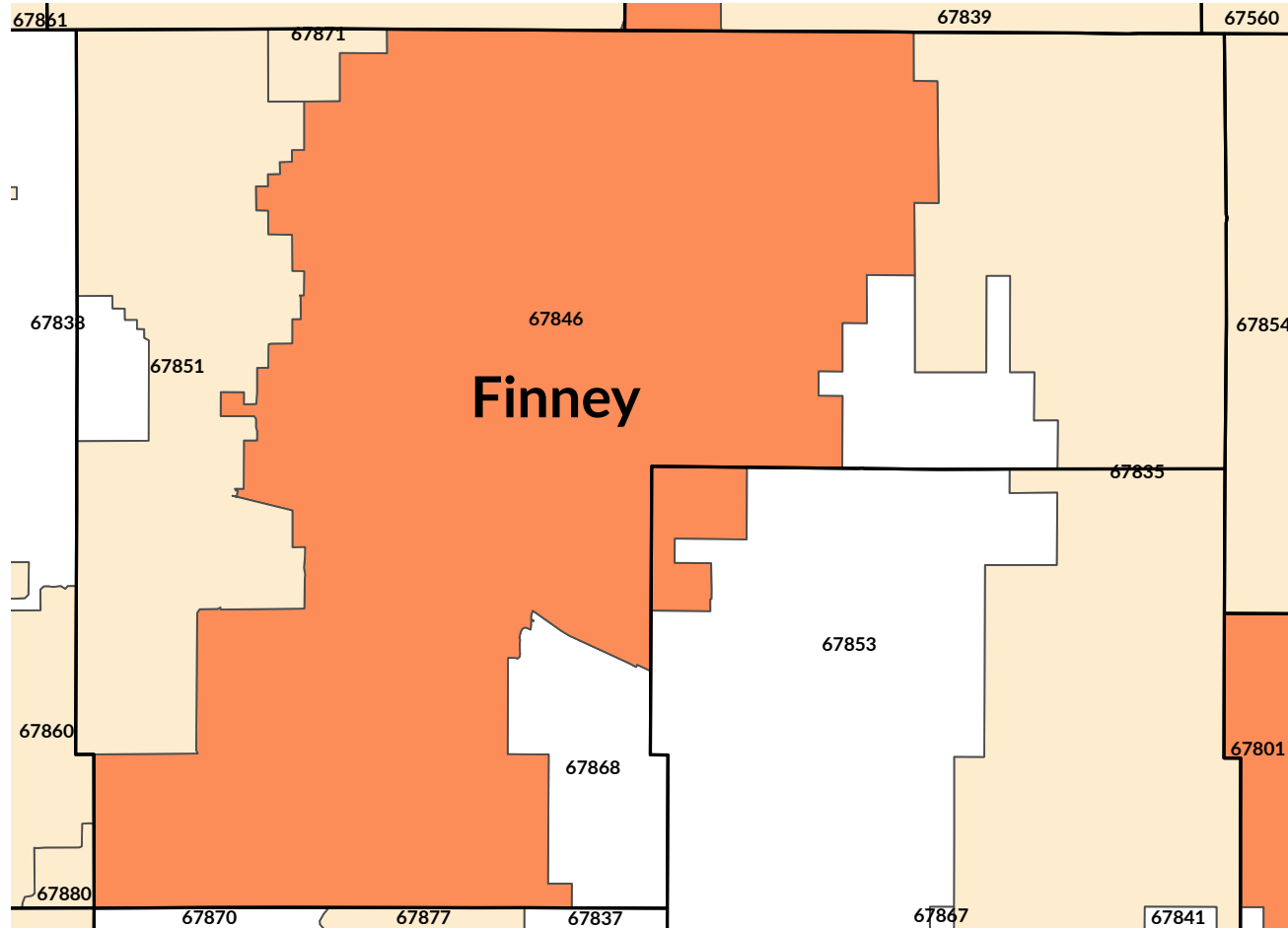
Number of People Selecting a Plan:

- 0 - 50
- 51 - 250
- 251 - 500
- 501 - 1,000
- 1,001 - 1,500
- 1,501 - 3,305

Note: The U.S. Department of Health and Human Services (HHS) released final summary enrollment data on March 25, 2019, for the sixth open enrollment period of the federally facilitated health insurance marketplace created by the Affordable Care Act (ACA).

The open enrollment period lasted from November 1, 2018, to December 15, 2018. During that time, a total of 4,465 people in Douglas County had selected a health insurance plan or had been automatically re-enrolled for the 2019 plan year through the marketplace. Information is not yet available on how many Kansans have paid their premiums and actually are covered by the insurance plans they selected (effectuated enrollment).

2019 Kansas Health Insurance Marketplace Plan Selections by ZIP Code: Finney County



Number of People Selecting a Plan:

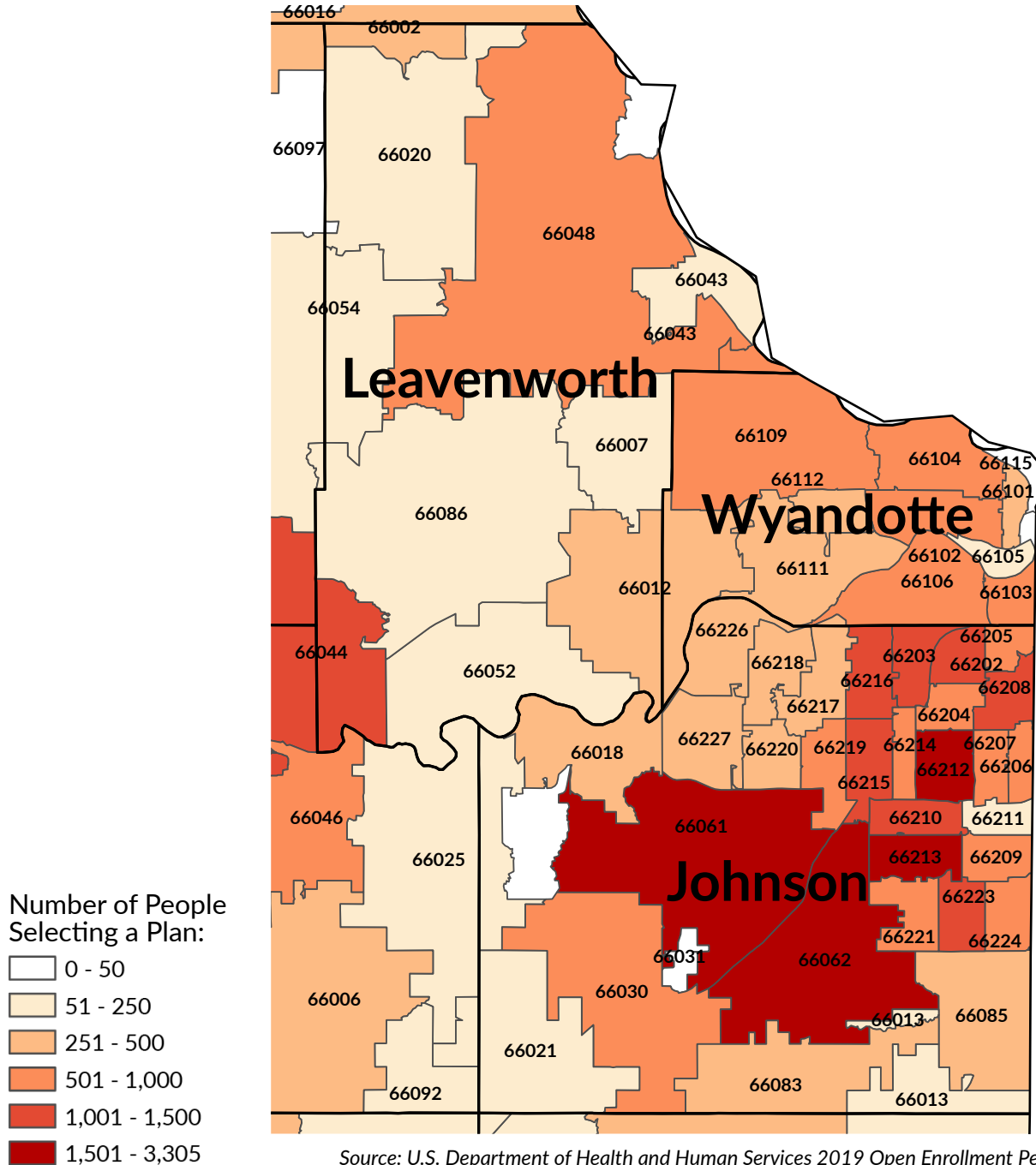
- 0 - 50
- 51 - 250
- 251 - 500
- 501 - 1,000
- 1,001 - 1,500
- 1,501 - 3,305

Source: U.S. Department of Health and Human Services 2019 Open Enrollment Period ZIP Code-Level Public Use
File: March 25, 2019.

Note: The U.S. Department of Health and Human Services (HHS) released final summary enrollment data on March 25, 2019, for the sixth open enrollment period of the federally facilitated health insurance marketplace created by the Affordable Care Act (ACA).

The open enrollment period lasted from November 1, 2018, to December 15, 2018. During that time, a total of 1,005 people in Finney County had selected a health insurance plan or had been automatically re-enrolled for the 2019 plan year through the marketplace. Information is not yet available on how many Kansans have paid their premiums and actually are covered by the insurance plans they selected (effectuated enrollment).

2019 Kansas Health Insurance Marketplace Plan Selections by ZIP Code: Johnson, Leavenworth and Wyandotte Counties

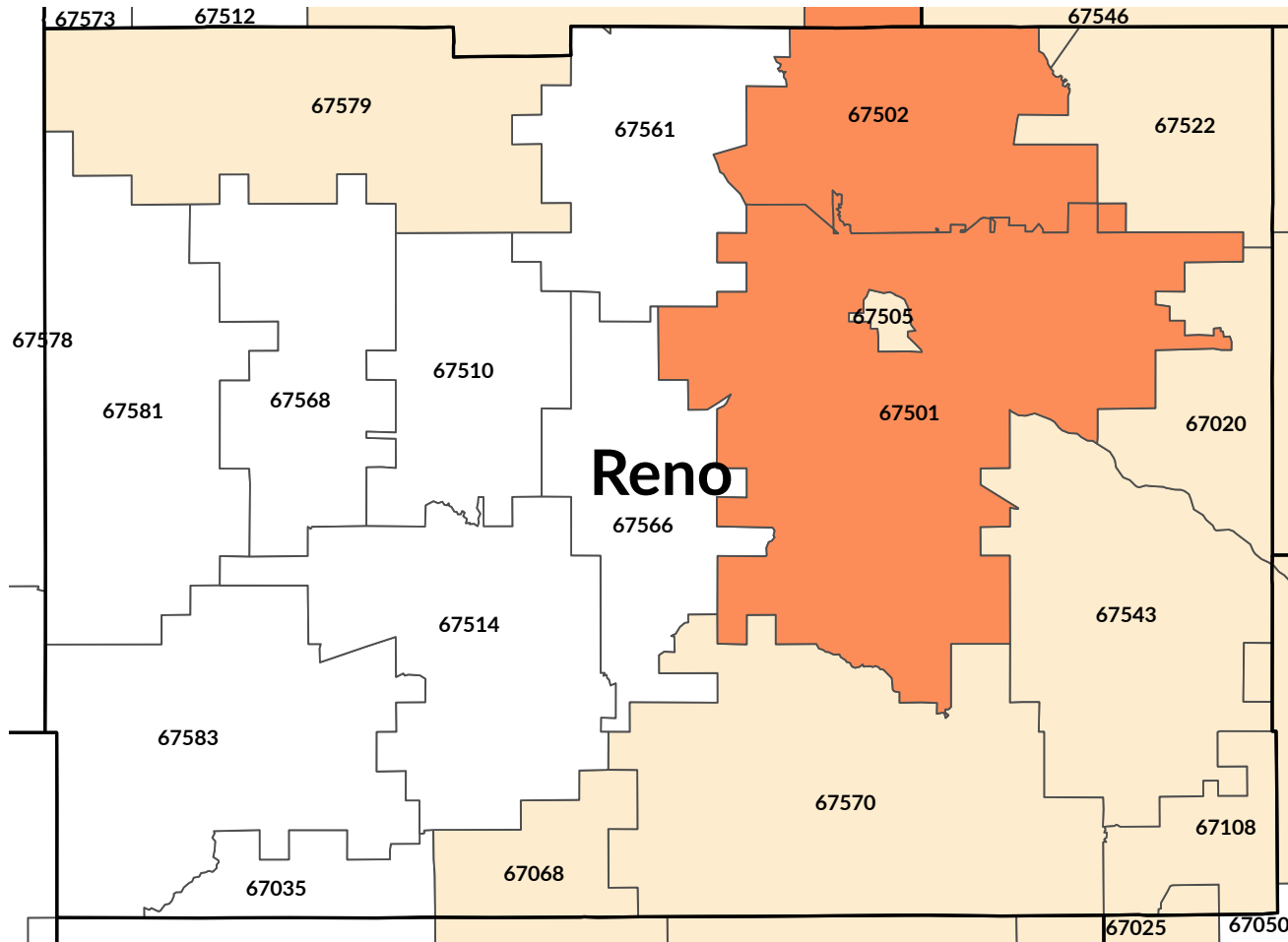


Source: U.S. Department of Health and Human Services 2019 Open Enrollment Period ZIP Code-Level Public Use File: March 25, 2019.

Note: The U.S. Department of Health and Human Services (HHS) released final summary enrollment data on March 25, 2019, for the sixth open enrollment period of the federally facilitated health insurance marketplace created by the Affordable Care Act (ACA).

The open enrollment period lasted from November 1, 2018, to December 15, 2018. During that time, a total of 23,069 people in Johnson County, 1,562 people in Leavenworth County and 4,682 people in Wyandotte County had selected a health insurance plan or had been automatically re-enrolled for the 2019 plan year through the marketplace. Information is not yet available on how many Kansans have paid their premiums and actually are covered by the insurance plans they selected (effectuated enrollment).

2019 Kansas Health Insurance Marketplace Plan Selections by ZIP Code: Reno County



Source: U.S. Department of Health and Human Services 2019 Open Enrollment Period ZIP Code-Level Public Use File: March 25, 2019.

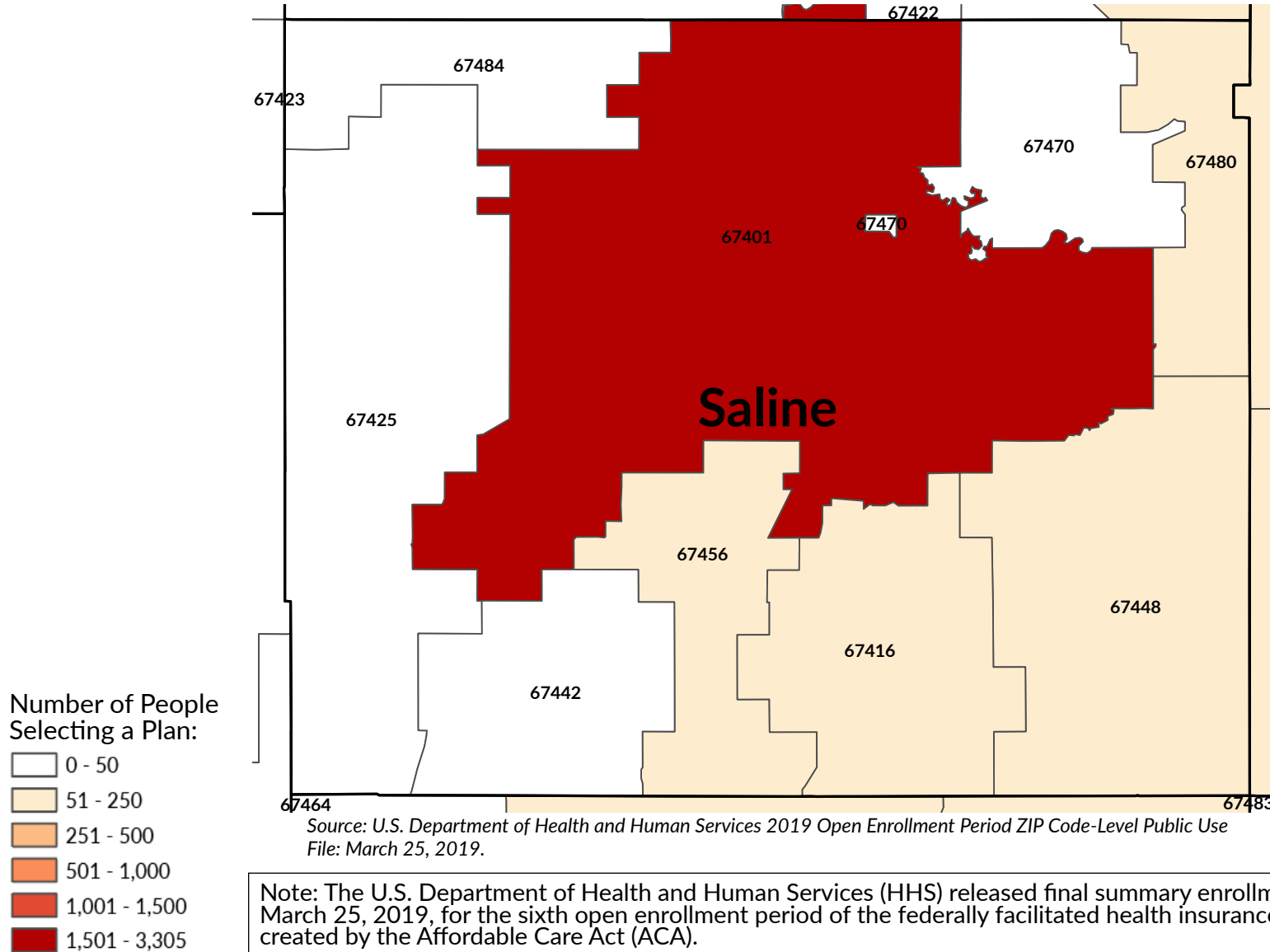
Number of People Selecting a Plan:

- 0 - 50
- 51 - 250
- 251 - 500
- 501 - 1,000
- 1,001 - 1,500
- 1,501 - 3,305

Note: The U.S. Department of Health and Human Services (HHS) released final summary enrollment data on March 25, 2019, for the sixth open enrollment period of the federally facilitated health insurance marketplace created by the Affordable Care Act (ACA).

The open enrollment period lasted from November 1, 2018, to December 15, 2018. During that time, a total of 1,795 people in Reno County had selected a health insurance plan or had been automatically re-enrolled for the 2019 plan year through the marketplace. Information is not yet available on how many Kansans have paid their premiums and actually are covered by the insurance plans they selected (effectuated enrollment).

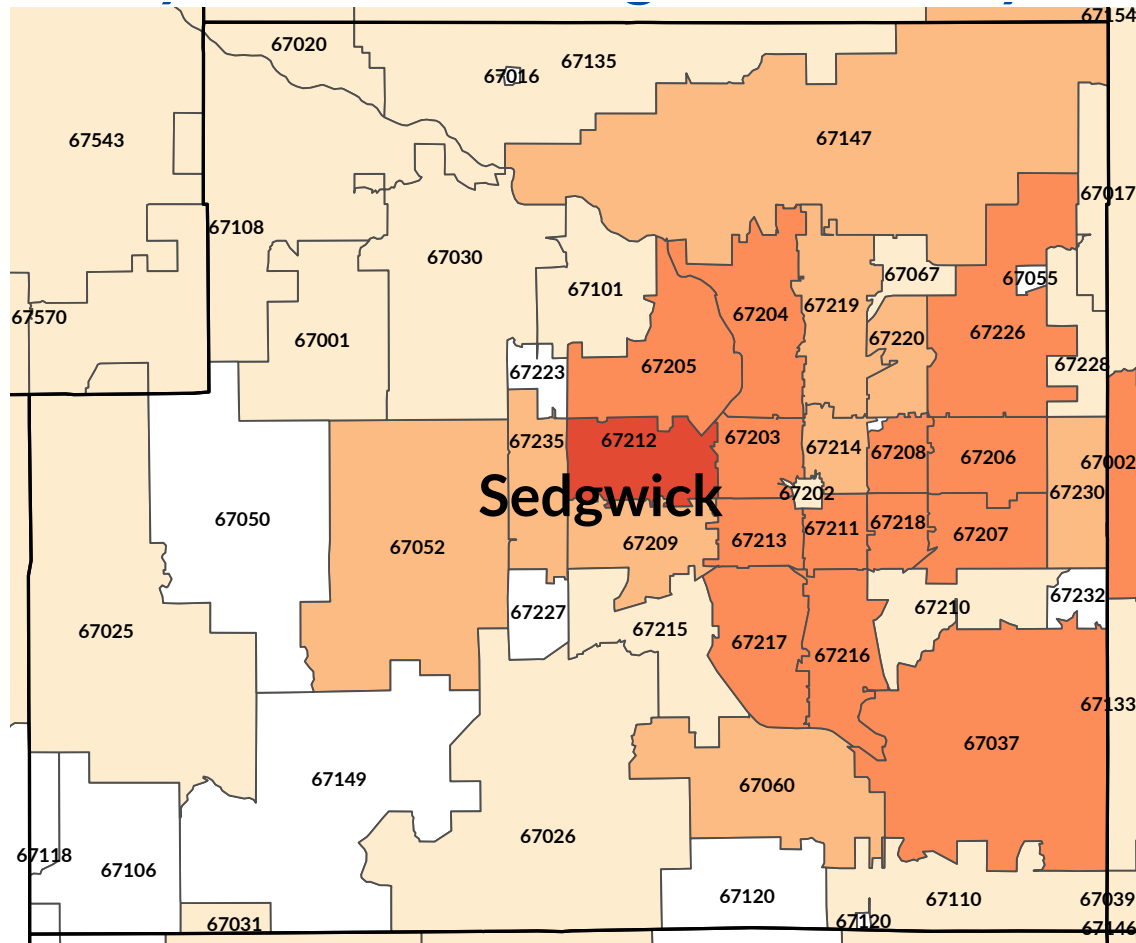
2019 Kansas Health Insurance Marketplace Plan Selections by ZIP Code: Saline County



Note: The U.S. Department of Health and Human Services (HHS) released final summary enrollment data on March 25, 2019, for the sixth open enrollment period of the federally facilitated health insurance marketplace created by the Affordable Care Act (ACA).

The open enrollment period lasted from November 1, 2018, to December 15, 2018. During that time, a total of 1,620 people in Saline County had selected a health insurance plan or had been automatically re-enrolled for the 2019 plan year through the marketplace. Information is not yet available on how many Kansans have paid their premiums and actually are covered by the insurance plans they selected (effectuated enrollment).

2019 Kansas Health Insurance Marketplace Plan Selections by ZIP Code: Sedgwick County



Source: U.S. Department of Health and Human Services 2019 Open Enrollment Period ZIP Code-Level Public Use File: March 25, 2019.

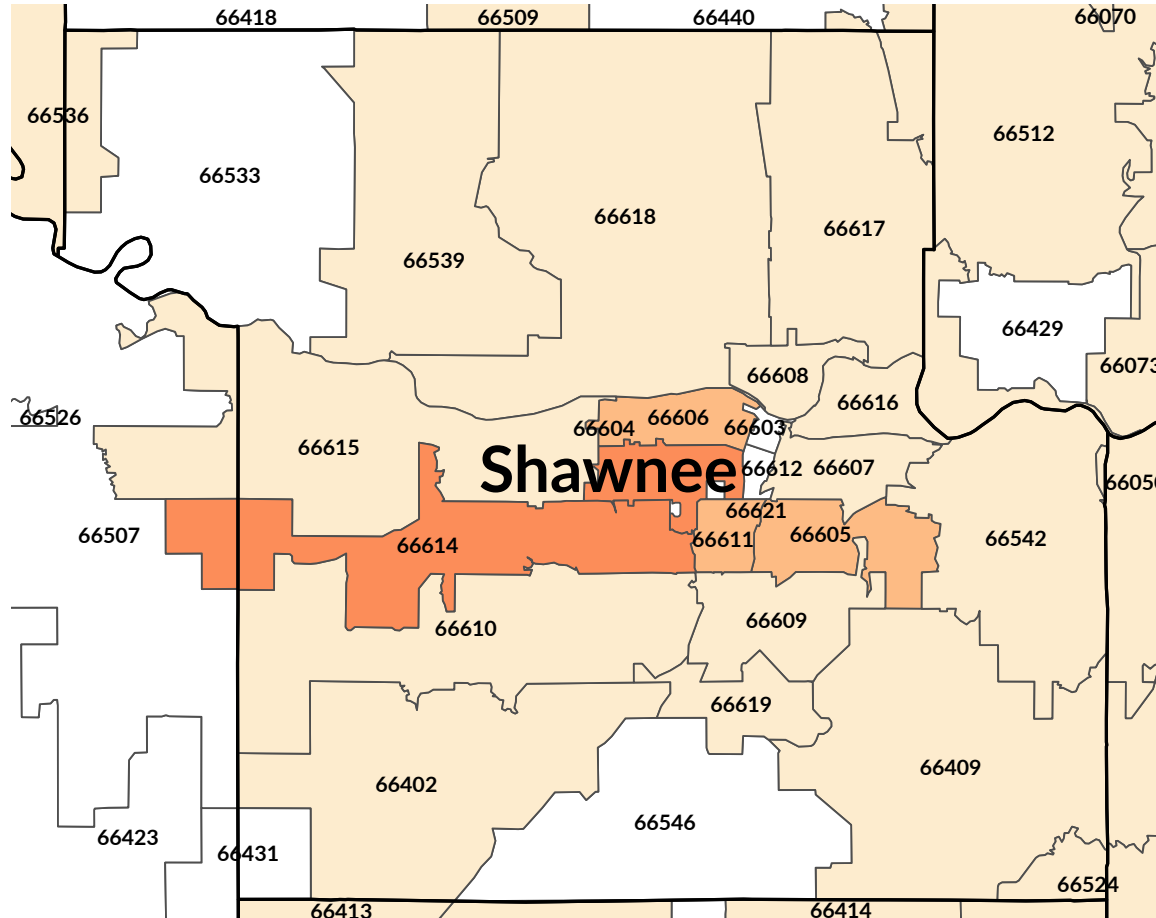
Number of People Selecting a Plan:

- 0 - 50
- 51 - 250
- 251 - 500
- 501 - 1,000
- 1,001 - 1,500
- 1,501 - 3,305

Note: The U.S. Department of Health and Human Services (HHS) released final summary enrollment data on March 25, 2019, for the sixth open enrollment period of the federally facilitated health insurance marketplace created by the Affordable Care Act (ACA).

The open enrollment period lasted from November 1, 2018, to December 15, 2018. During that time, a total of 14,589 people in Sedgwick County had selected a health insurance plan or had been automatically re-enrolled for the 2019 plan year through the marketplace. Information is not yet available on how many Kansans have paid their premiums and actually are covered by the insurance plans they selected (effectuated enrollment).

2019 Kansas Health Insurance Marketplace Plan Selections by ZIP Code: Shawnee County



Source: U.S. Department of Health and Human Services 2019 Open Enrollment Period ZIP Code-Level Public Use File: March 25, 2019.

Number of People Selecting a Plan:

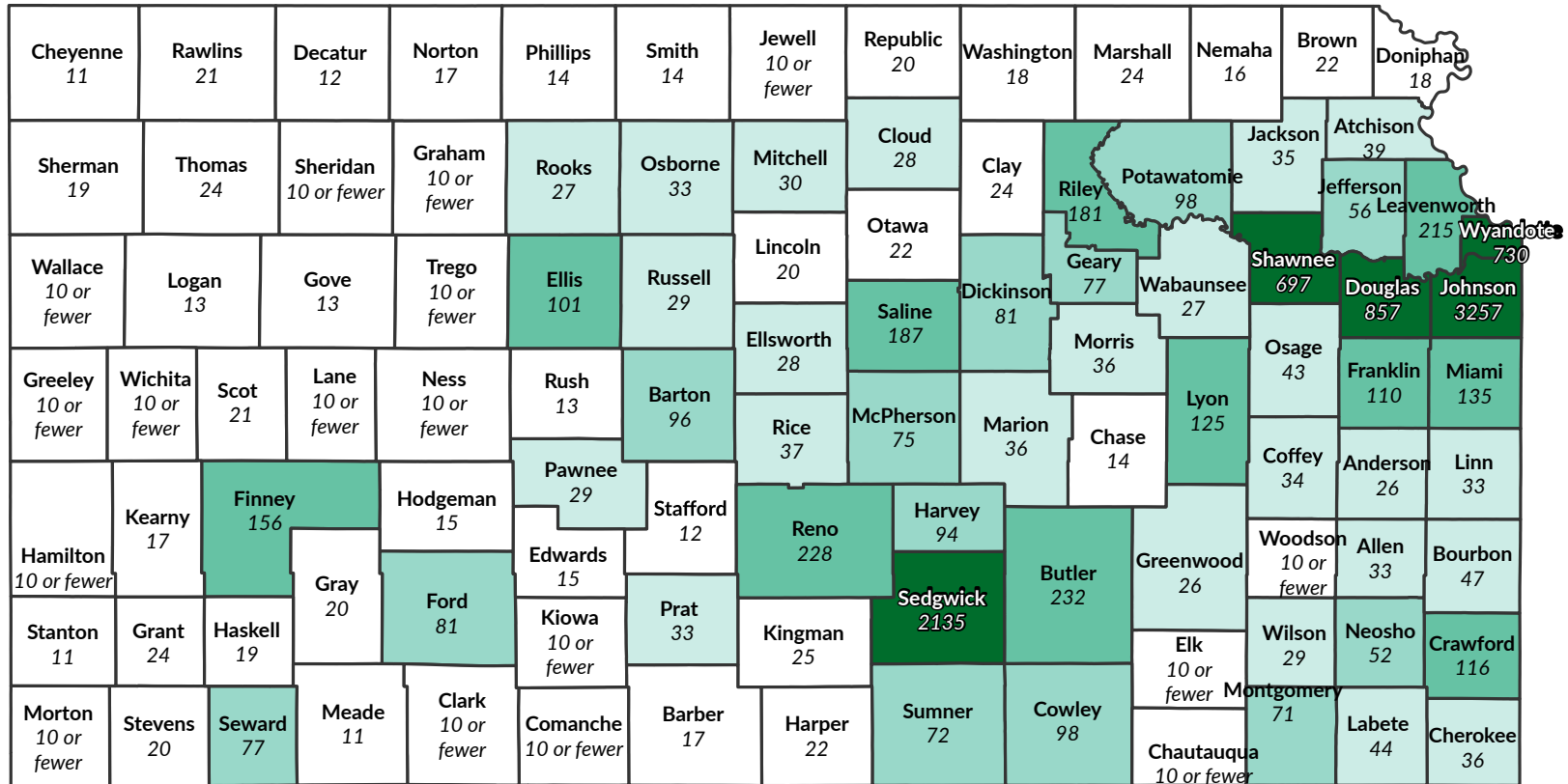
- 0 - 50
- 51 - 250
- 251 - 500
- 501 - 1,000
- 1,001 - 1,500
- 1,501 - 3,305

Note: The U.S. Department of Health and Human Services (HHS) released final summary enrollment data on March 25, 2019, for the sixth open enrollment period of the federally facilitated health insurance marketplace created by the Affordable Care Act (ACA).

The open enrollment period lasted from November 1, 2018, to December 15, 2018. During that time, a total of 4,264 people in Shawnee County had selected a health insurance plan or had been automatically re-enrolled for the 2019 plan year through the marketplace. Information is not yet available on how many Kansans have paid their premiums and actually are covered by the insurance plans they selected (effectuated enrollment).

2019 Kansas Marketplace Dental Plan Selections by County

Informing Policy. Improving Health.



Number of People Selecting a Plan:

- 0 - 25
- 26 - 50
- 51 - 100
- 101 - 250
- 251 - 500
- 501 and above

County Name

Number of People Selecting a Plan

Source: U.S. Department of Health and Human Services 2019 Open Enrollment Period County-Level Public Use File: March 25, 2019.

Note: The U.S. Department of Health and Human Services (HHS) released final summary enrollment data on March 25, 2019, for the sixth open enrollment period of the federally facilitated health insurance marketplace created by the Affordable Care Act (ACA).

The open enrollment period lasted from November 1, 2018, to December 15, 2018. During that time, a total of 13,558 Kansans had selected a standalone dental insurance plan for the 2019 plan year through the marketplace. The data report the count of unique consumers who selected or were automatically re-enrolled into a 2019 marketplace dental plan (regardless of whether the consumer paid the premium).