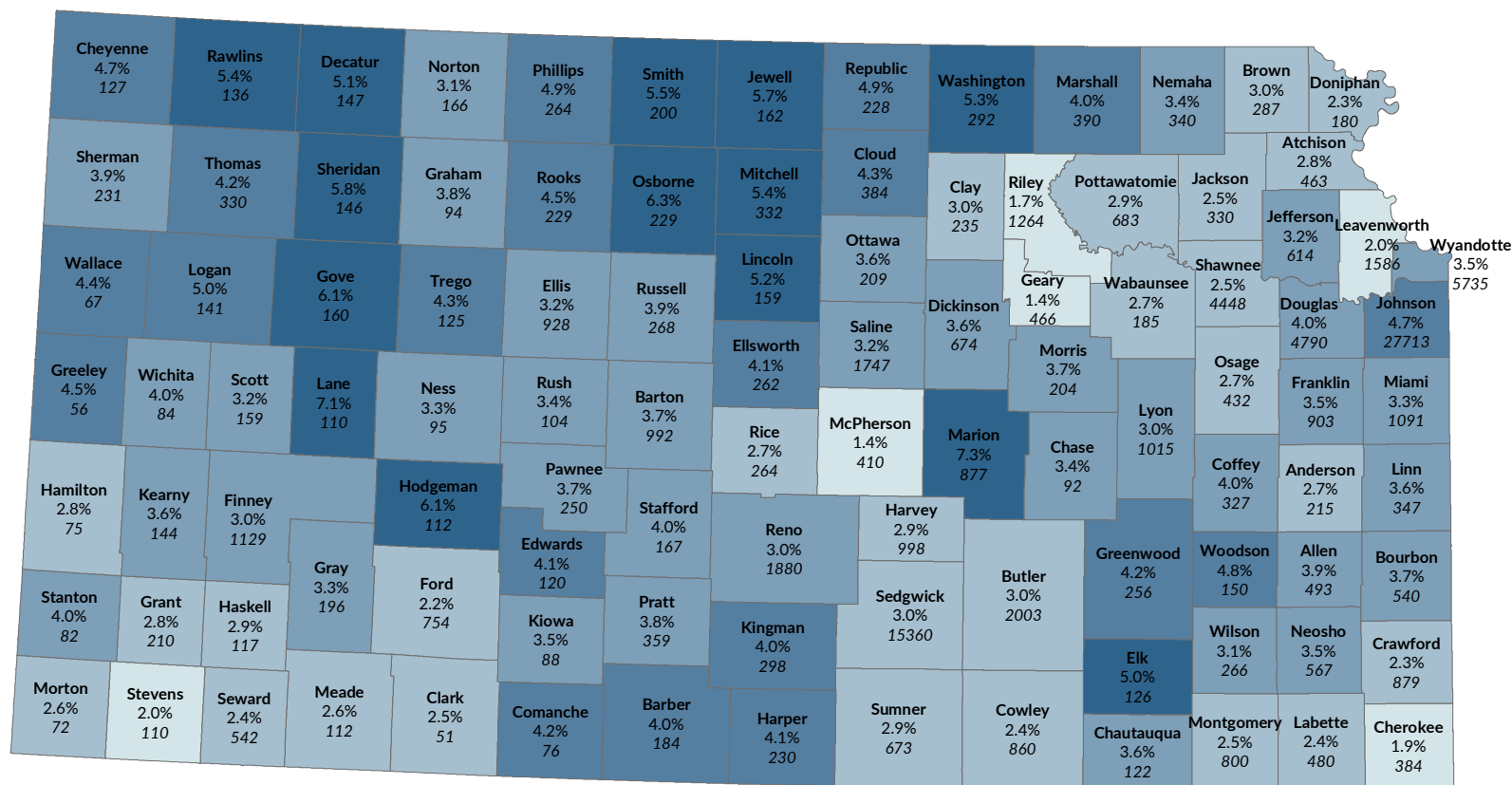




KANSAS
HEALTH
INSTITUTE

Informing Policy. Improving Health.

2018 Marketplace Enrollment in Kansas by County



Source: U.S. Department of Health and Human Services, 2018 Marketplace Open Enrollment Period Public Use Files, County-Level Public Use File: April 3, 2018.

Percent of Population Enrolled

- 0.0% - 2.0%
- 2.1% - 3.0%
- 3.1% - 4.0%
- 4.1% - 5.0%
- 5.1% and above

County Name

% of Population Enrolled
Number Enrolled

Note: The U.S. Department of Health and Human Services (HHS) released final summary enrollment data on April 3, 2018, for the fifth open enrollment period of the federally facilitated health insurance marketplace created by the Affordable Care Act (ACA).

The open enrollment period lasted from November 1, 2017-December 15, 2017 (with a run-out period until December 23, 2017). During that time, a total of 98,238 Kansans had selected a health insurance plan or had been automatically re-enrolled for the 2018 plan year through the marketplace. Information is not yet available on how many Kansans have paid their premiums and are actually covered by the insurance plans they selected (effectuated enrollment).

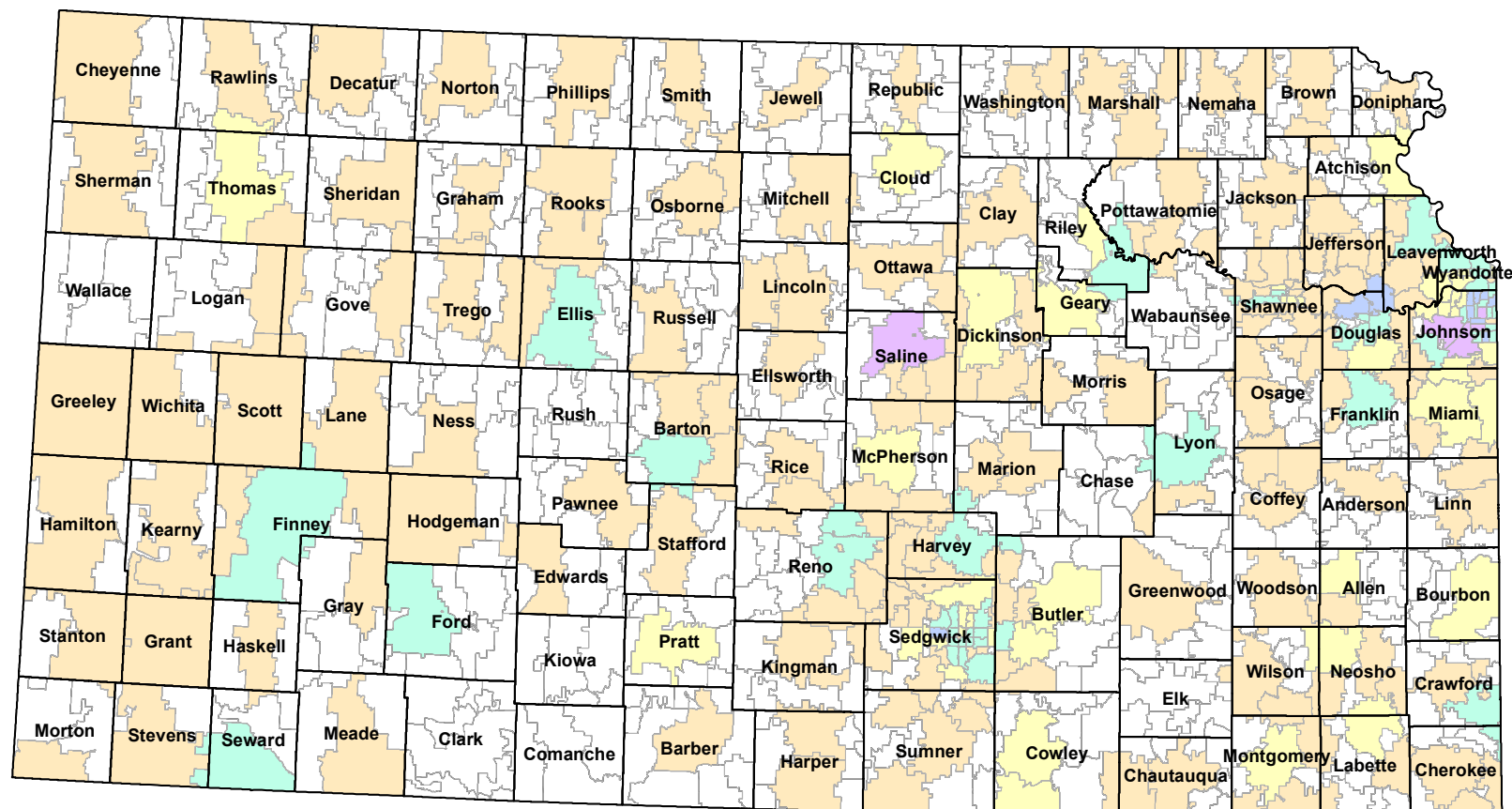
April 2018



KANSAS
HEALTH
INSTITUTE

Informing Policy. Improving Health.

2018 Marketplace Enrollment in Kansas by Zip Code



Source: U.S. Department of Health and Human Services. 2018 Marketplace Open Enrollment Period Public Use Files, ZIP Code-Level Public Use File: April 2018.

Number Enrolled by Zip Code

- 0 - 50
- 51 - 250
- 251 - 500
- 501 - 1,000
- 1,001 - 1,500
- 1,501 - 3,305

Note: The U.S. Department of Health and Human Services (HHS) released final summary enrollment data on April 3, 2018, for the fifth open enrollment period of the federally facilitated health insurance marketplace created by the Affordable Care Act (ACA).

The open enrollment period lasted from November 1, 2017-December 15, 2017 (with a run-out period until December 23, 2017). During that time, a total of 98,238 Kansans had selected a health insurance plan or had been automatically re-enrolled for the 2018 plan year through the marketplace. Information is not yet available on how many Kansans have paid their premiums and are actually covered by the insurance plans they selected (effectuated enrollment).

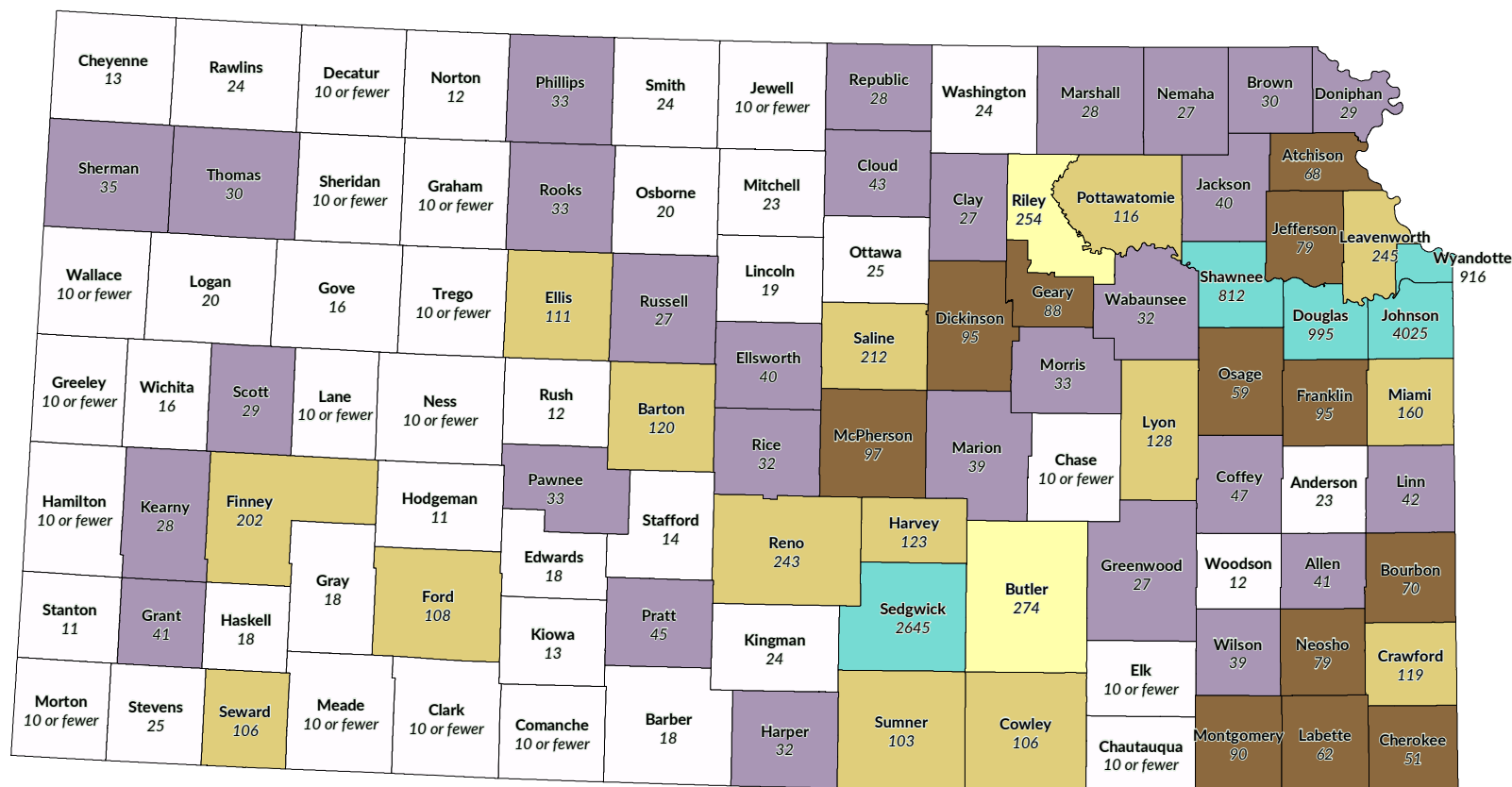
April 2018




KANSAS
HEALTH
INSTITUTE

Informing Policy. Improving Health.

2018 Dental Marketplace Enrollment in Kansas by County



Number Enrolled By County



County Name
Number Enrolled

Source: U.S. Department of Health and Human Services, 2018 Marketplace Open Enrollment Period Public Use Files, County-Level Public Use File: April 3, 2018.

Note: The U.S. Department of Health and Human Services (HHS) released final summary enrollment data on April 3, 2018, for the fifth open enrollment period of the federally facilitated health insurance marketplace created by the Affordable Care Act (ACA).

The open enrollment period lasted from November 1, 2017-December 15, 2017 (with a run-out period until December 23, 2017). During that time, a total of 14,499 Kansans had selected a standalone dental insurance plan for the 2018 plan year through the marketplace. The data report the count of unique consumers who selected or were automatically re-enrolled into a 2018 Exchange dental plan (regardless of whether the consumer paid the premium).

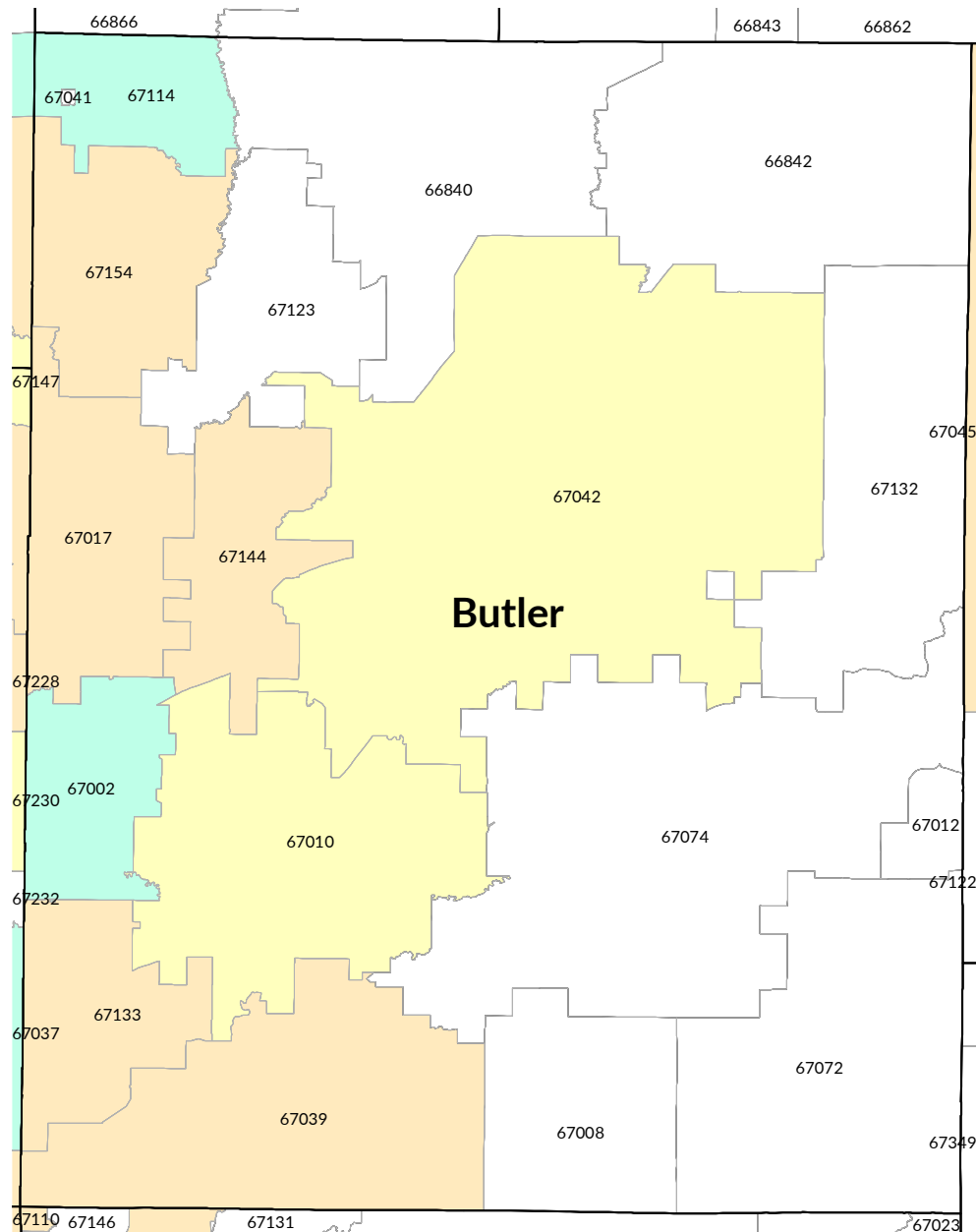
April 2018



KANSAS
HEALTH
INSTITUTE

Informing Policy. Improving Health.

2018 Marketplace Enrollment in Kansas by Zip Code: Butler County



Source: U.S. Department of Health and Human Services, 2018 Marketplace Open Enrollment Period Public Use Files, Zip Code-Level Public Use File: April 3, 2018.

Number Enrolled by Zip Code

- 0 - 50
- 51 - 250
- 251 - 500
- 501 - 1,000
- 1,001 - 1,500
- 1,501 - 3,305

Note: The U.S. Department of Health and Human Services (HHS) released final summary enrollment data on April 3, 2018, for the fifth open enrollment period of the federally facilitated health insurance marketplace created by the Affordable Care Act (ACA).

The open enrollment period lasted from November 1, 2017-December 15, 2017 (with a run-out period until December 23, 2017). During that time, a total of 98,238 Kansans had selected a health insurance plan or had been automatically re-enrolled for the 2018 plan year through the marketplace. Information is not yet available on how many Kansans have paid their premiums and are actually covered by the insurance plans they selected (effectuated enrollment).

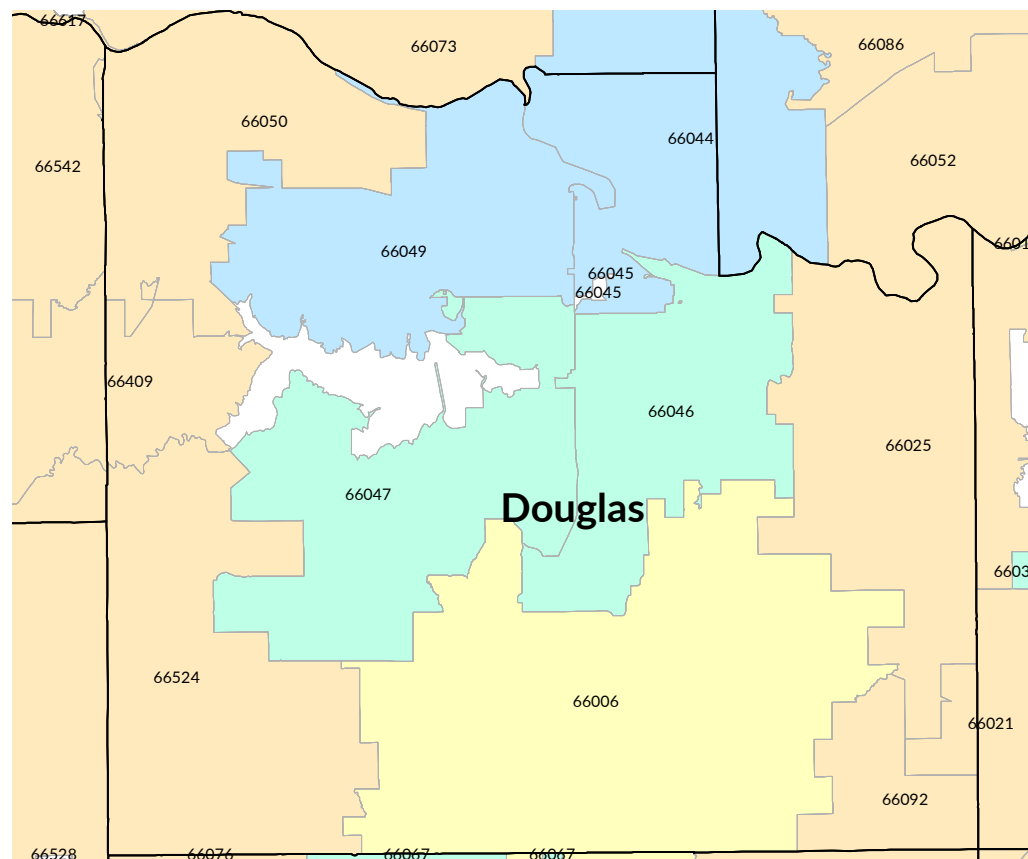
April 2018



KANSAS
HEALTH
INSTITUTE

Informing Policy. Improving Health.

2018 Marketplace Enrollment in Kansas by Zip Code: Douglas County



Source: U.S. Department of Health and Human Services, 2018 Marketplace Open Enrollment Period Public Use Files, Zip Code-Level Public Use File: April 3, 2018.

Number Enrolled by Zip Code

- 0 - 50
- 51 - 250
- 251 - 500
- 501 - 1,000
- 1,001 - 1,500
- 1,501 - 3,305

Note: The U.S. Department of Health and Human Services (HHS) released final summary enrollment data on April 3, 2018, for the fifth open enrollment period of the federally facilitated health insurance marketplace created by the Affordable Care Act (ACA).

The open enrollment period lasted from November 1, 2017-December 15, 2017 (with a run-out period until December 23, 2017). During that time, a total of 98,238 Kansans had selected a health insurance plan or had been automatically re-enrolled for the 2018 plan year through the marketplace. Information is not yet available on how many Kansans have paid their premiums and are actually covered by the insurance plans they selected (effectuated enrollment).

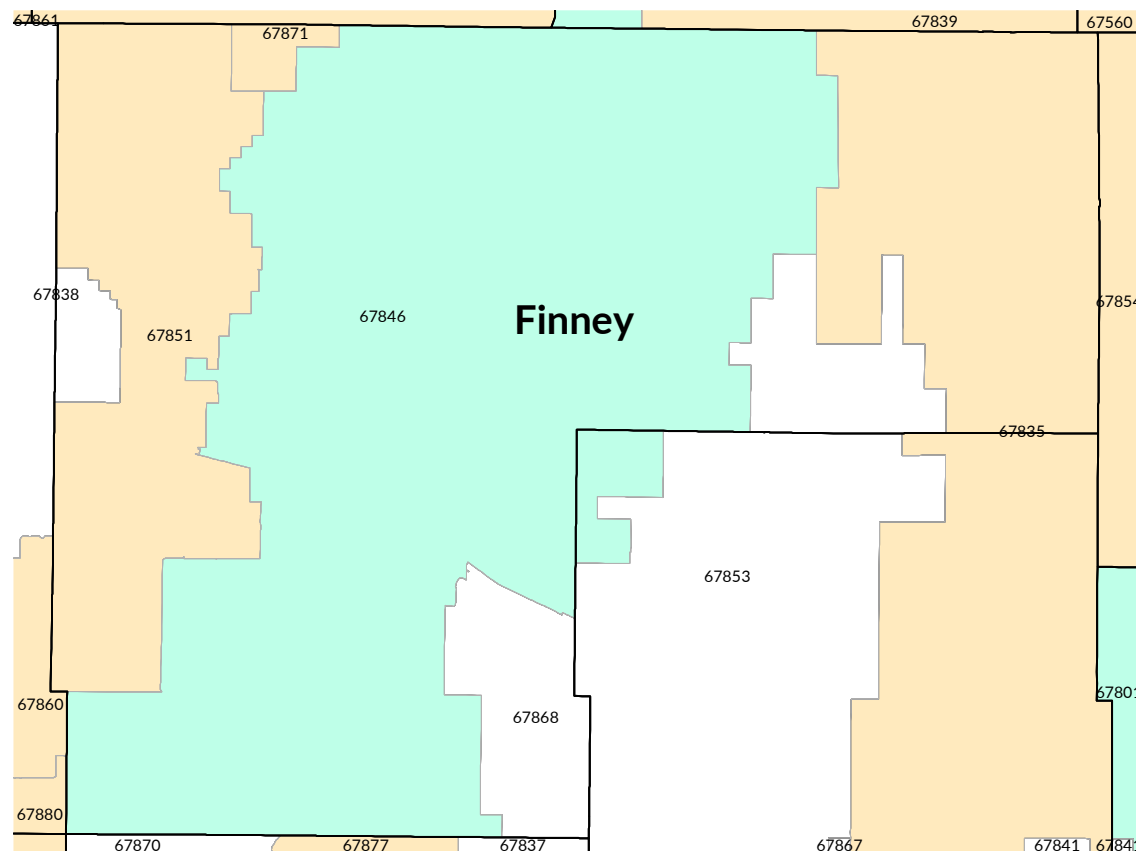
April 2018



KANSAS
HEALTH
INSTITUTE

Informing Policy. Improving Health.

2018 Marketplace Enrollment in Kansas by Zip Code: Finney County



Source: U.S. Department of Health and Human Services, 2018 Marketplace Open Enrollment Period Public Use Files,
Zip Code-Level Public Use File: April 3, 2018.

Number Enrolled by Zip Code

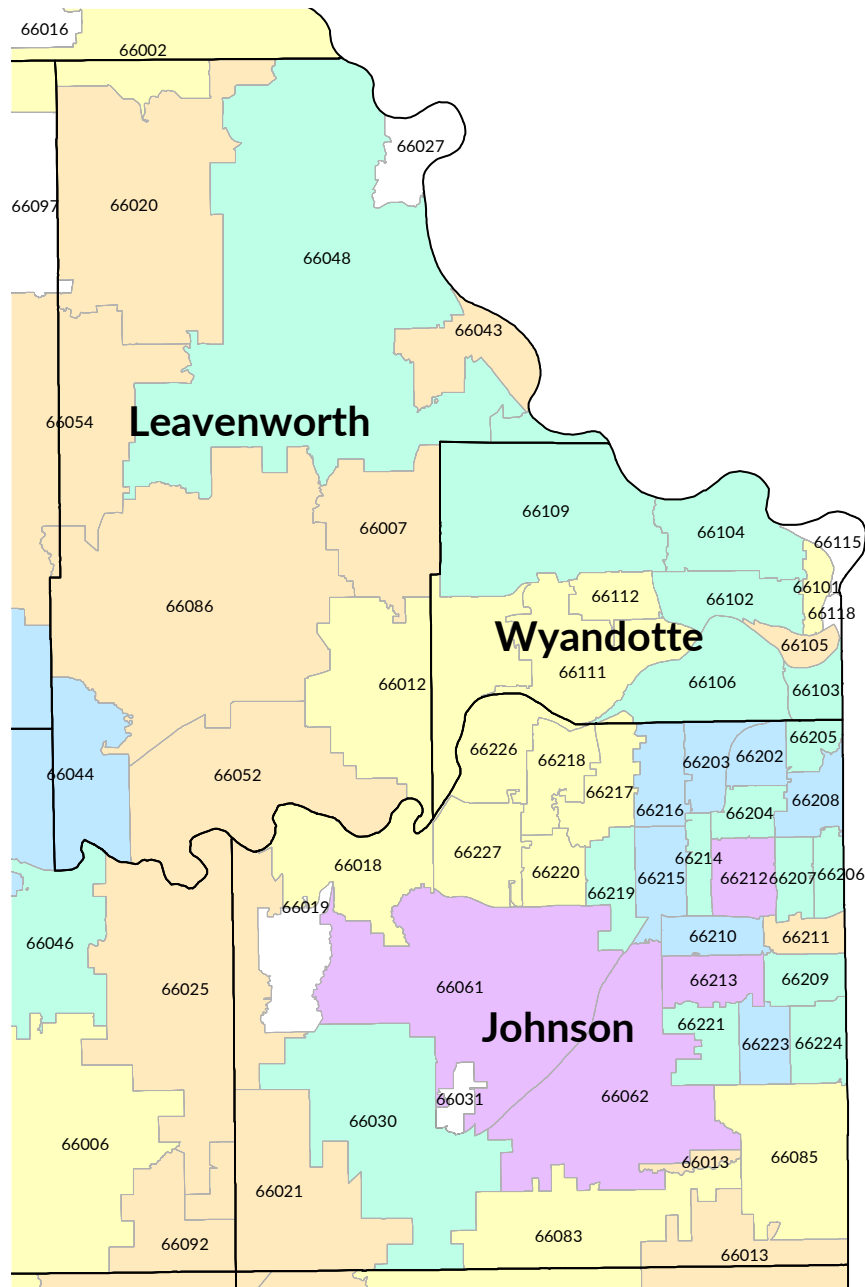
- 0 - 50
- 51 - 250
- 251 - 500
- 501 - 1,000
- 1,001 - 1,500
- 1,501 - 3,305

Note: The U.S. Department of Health and Human Services (HHS) released final summary enrollment data on April 3, 2018, for the fifth open enrollment period of the federally facilitated health insurance marketplace created by the Affordable Care Act (ACA).

The open enrollment period lasted from November 1, 2017-December 15, 2017 (with a run-out period until December 23, 2017). During that time, a total of 98,238 Kansans had selected a health insurance plan or had been automatically re-enrolled for the 2018 plan year through the marketplace. Information is not yet available on how many Kansans have paid their premiums and are actually covered by the insurance plans they selected (effectuated enrollment).

April 2018

2018 Marketplace Enrollment in Kansas by Zip Code: Johnson, Leavenworth and Wyandotte Counties



Source: U.S. Department of Health and Human Services, 2018 Marketplace Open Enrollment Period Public Use Files, Zip Code-Level Public Use File: April 3, 2018.

Number Enrolled by Zip Code

- 0 - 50
- 51 - 250
- 251 - 500
- 501 - 1,000
- 1,001 - 1,500
- 1,501 - 3,305

Note: The U.S. Department of Health and Human Services (HHS) released final summary enrollment data on April 3, 2018, for the fifth open enrollment period of the federally facilitated health insurance marketplace created by the Affordable Care Act (ACA).

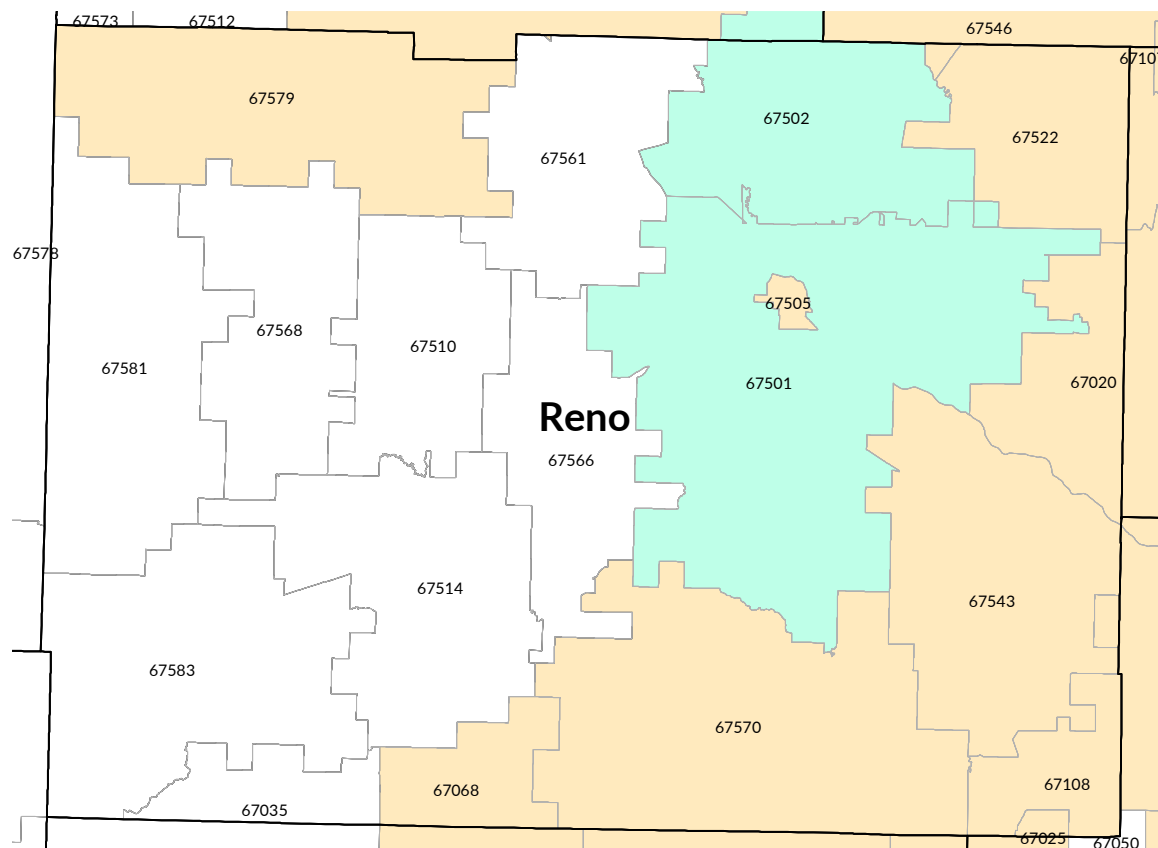
The open enrollment period lasted from November 1, 2017-December 15, 2017 (with a run-out period until December 23, 2017). During that time, a total of 98,238 Kansans had selected a health insurance plan or had been automatically re-enrolled for the 2018 plan year through the marketplace. Information is not yet available on how many Kansans have paid their premiums and are actually covered by the insurance plans they selected (effectuated enrollment).



KANSAS
HEALTH
INSTITUTE

Informing Policy. Improving Health.

2018 Marketplace Enrollment in Kansas by Zip Code: Reno County



Source: U.S. Department of Health and Human Services, 2018 Marketplace Open Enrollment Period Public Use Files, Zip Code-Level Public Use File: April 3, 2018.

Number Enrolled by Zip Code

- 0 - 50
- 51 - 250
- 251 - 500
- 501 - 1,000
- 1,001 - 1,500
- 1,501 - 3,305

Note: The U.S. Department of Health and Human Services (HHS) released final summary enrollment data on April 3, 2018, for the fifth open enrollment period of the federally facilitated health insurance marketplace created by the Affordable Care Act (ACA).

The open enrollment period lasted from November 1, 2017-December 15, 2017 (with a run-out period until December 23, 2017). During that time, a total of 98,238 Kansans had selected a health insurance plan or had been automatically re-enrolled for the 2018 plan year through the marketplace. Information is not yet available on how many Kansans have paid their premiums and are actually covered by the insurance plans they selected (effectuated enrollment).

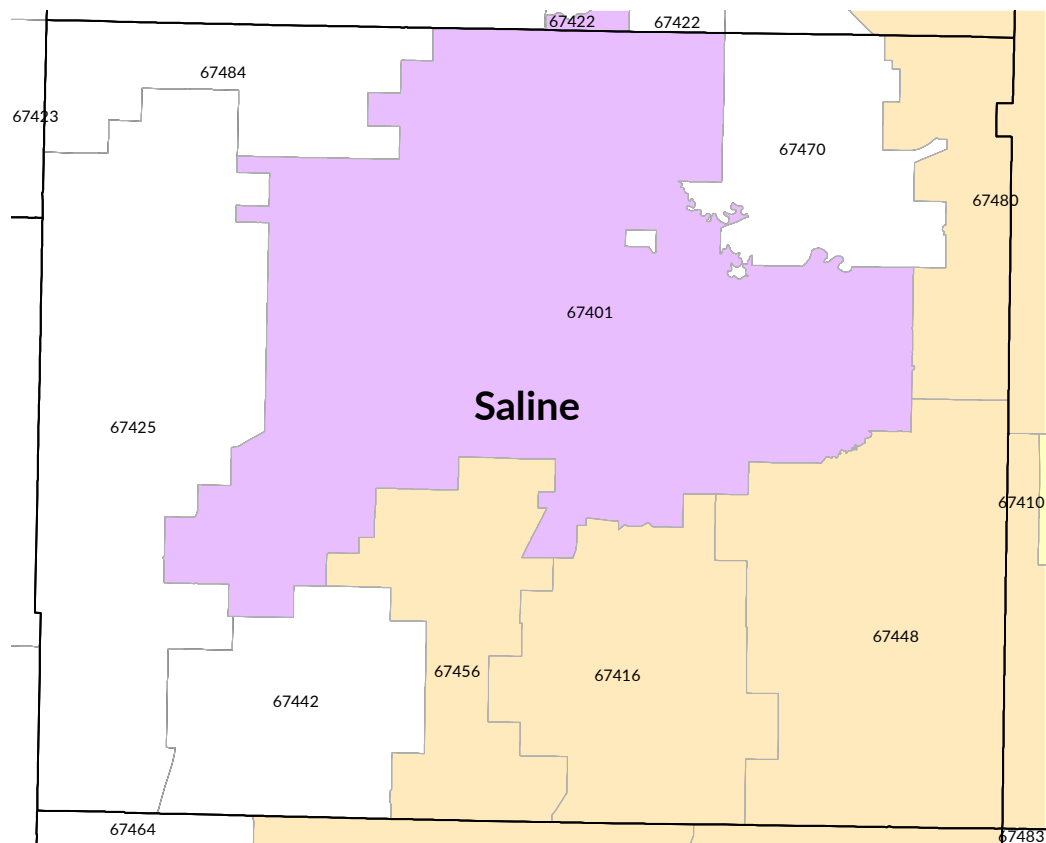
April 2018



KANSAS
HEALTH
INSTITUTE

Informing Policy. Improving Health.

2018 Marketplace Enrollment in Kansas by Zip Code: Saline County



Source: U.S. Department of Health and Human Services, 2018 Marketplace Open Enrollment Period Public Use Files, Zip Code-Level Public Use File: April 3, 2018.

Number Enrolled by Zip Code

- 0 - 50
- 51 - 250
- 251 - 500
- 501 - 1,000
- 1,001 - 1,500
- 1,501 - 3,305

Note: The U.S. Department of Health and Human Services (HHS) released final summary enrollment data on April 3, 2018, for the fifth open enrollment period of the federally facilitated health insurance marketplace created by the Affordable Care Act (ACA).

The open enrollment period lasted from November 1, 2017-December 15, 2017 (with a run-out period until December 23, 2017). During that time, a total of 98,238 Kansans had selected a health insurance plan or had been automatically re-enrolled for the 2018 plan year through the marketplace. Information is not yet available on how many Kansans have paid their premiums and are actually covered by the insurance plans they selected (effectuated enrollment).

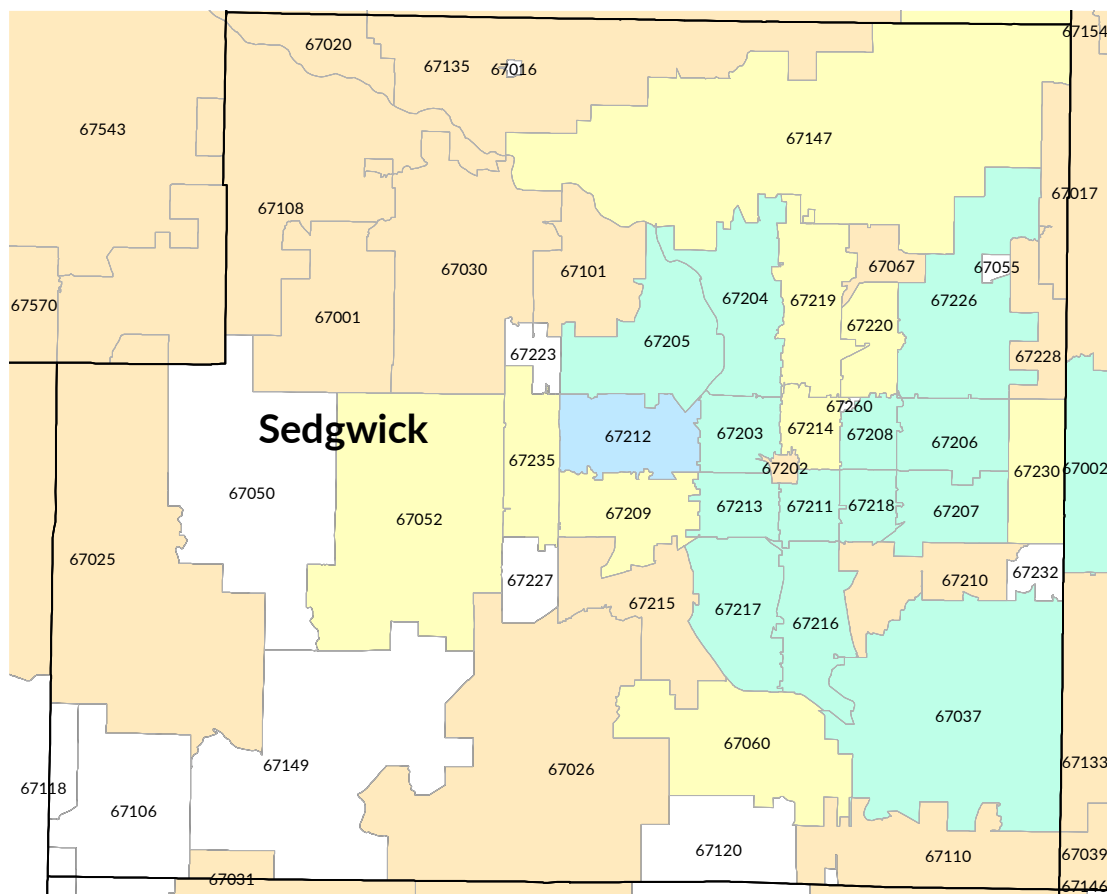
April 2018



KANSAS
HEALTH
INSTITUTE

Informing Policy. Improving Health.

2018 Marketplace Enrollment in Kansas by Zip Code: Sedgwick County



Source: U.S. Department of Health and Human Services, 2018 Marketplace Open Enrollment Period Public Use Files, Zip Code-Level Public Use File: April 3, 2018.

Number Enrolled by Zip Code

- 0 - 50
- 51 - 250
- 251 - 500
- 501 - 1,000
- 1,001 - 1,500
- 1,501 - 3,305

Note: The U.S. Department of Health and Human Services (HHS) released final summary enrollment data on April 3, 2018, for the fifth open enrollment period of the federally facilitated health insurance marketplace created by the Affordable Care Act (ACA).

The open enrollment period lasted from November 1, 2017-December 15, 2017 (with a run-out period until December 23, 2017). During that time, a total of 98,238 Kansans had selected a health insurance plan or had been automatically re-enrolled for the 2018 plan year through the marketplace. Information is not yet available on how many Kansans have paid their premiums and are actually covered by the insurance plans they selected (effectuated enrollment).

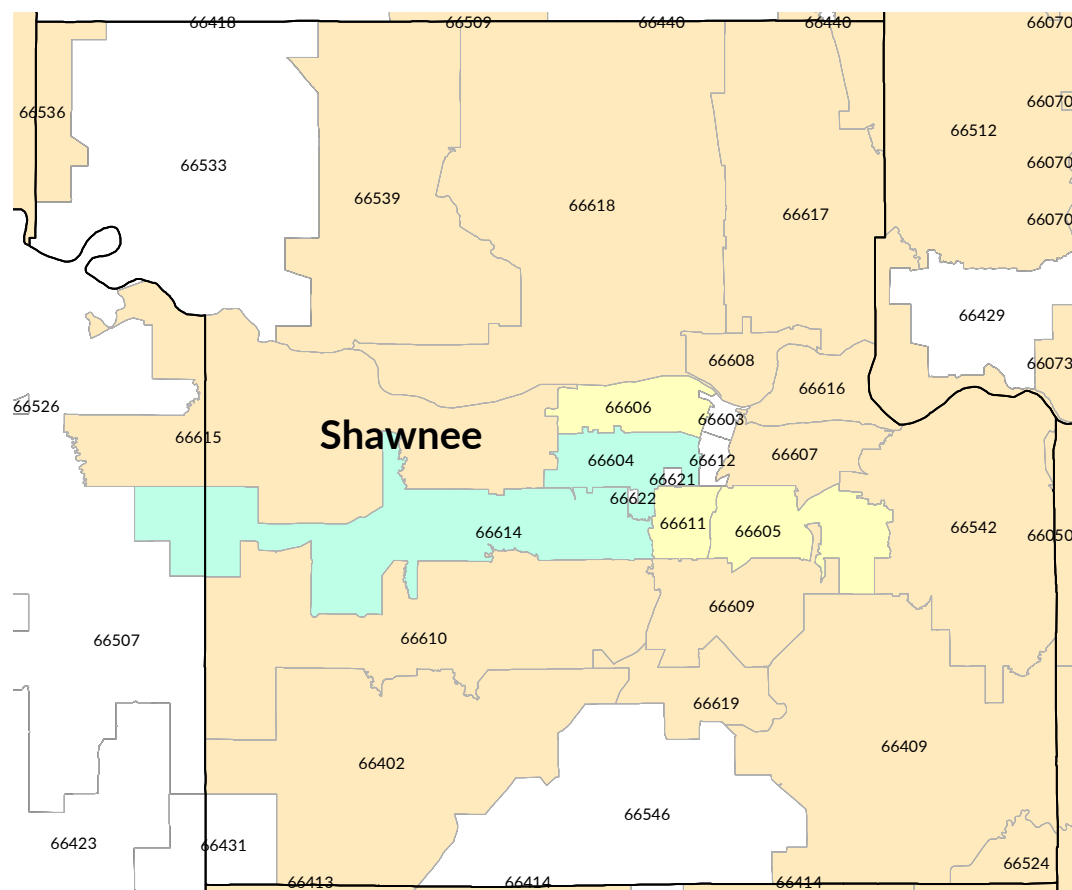
April 2018



KANSAS
HEALTH
INSTITUTE

Informing Policy. Improving Health.

2018 Marketplace Enrollment in Kansas by Zip Code: Shawnee County



Source: U.S. Department of Health and Human Services, 2018 Marketplace Open Enrollment Period Public Use Files, Zip Code-Level Public Use File: April 3, 2018.

Number Enrolled by Zip Code

- 0 - 50
- 51 - 250
- 251 - 500
- 501 - 1,000
- 1,001 - 1,500
- 1,501 - 3,305

Note: The U.S. Department of Health and Human Services (HHS) released final summary enrollment data on April 3, 2018, for the fifth open enrollment period of the federally facilitated health insurance marketplace created by the Affordable Care Act (ACA).

The open enrollment period lasted from November 1, 2017-December 15, 2017 (with a run-out period until December 23, 2017). During that time, a total of 98,238 Kansans had selected a health insurance plan or had been automatically re-enrolled for the 2018 plan year through the marketplace. Information is not yet available on how many Kansans have paid their premiums and are actually covered by the insurance plans they selected (effectuated enrollment).

April 2018