

HEALTH INSURANCE IN KANSAS 2015

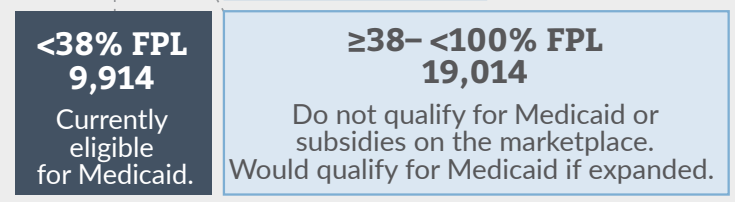
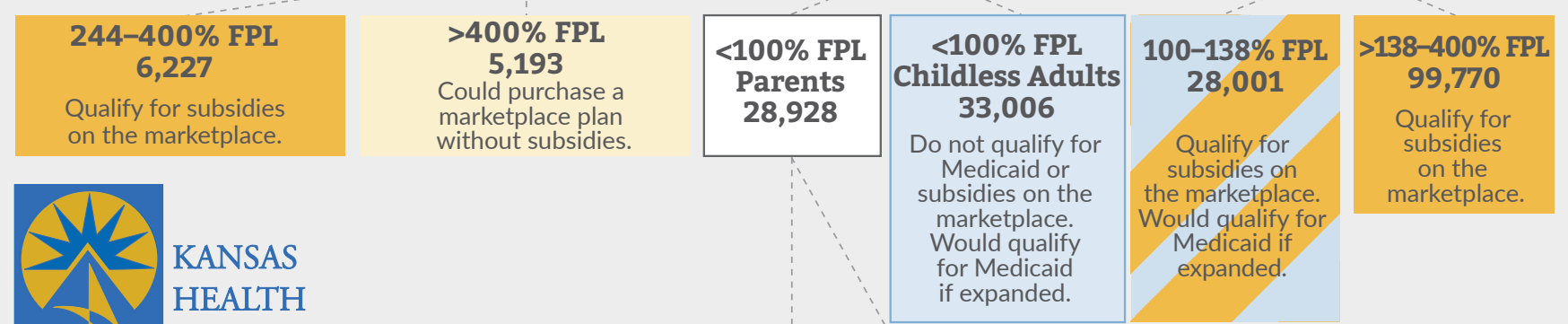
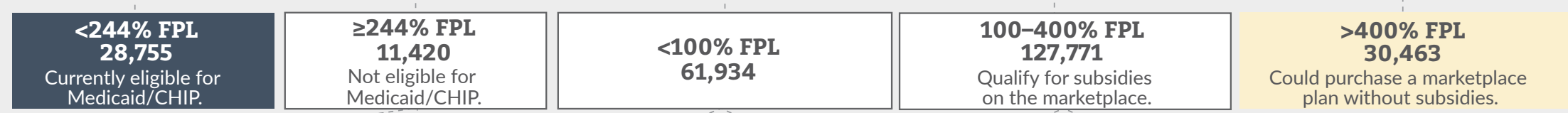
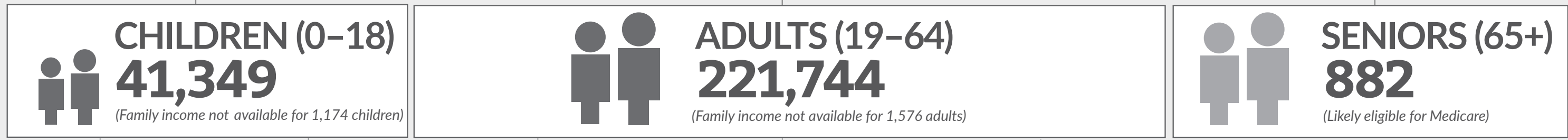
2,870,163 KANSAS POPULATION

PRIVATE COVERAGE
1,819,835

PUBLIC COVERAGE
786,353



263,975 TOTAL UNINSURED



Legend

- Currently eligible for Medicaid and/or CHIP – 38,669
- Would qualify for Medicaid if expanded – 80,021
- Qualify for subsidies on the marketplace – 133,998
- Could purchase a marketplace plan without subsidies – 35,656

Federal Poverty Level (FPL) — Family of Four, 2015

- 38% of FPL = \$9,215/year
- 100% of FPL = \$24,250/year
- 244% of FPL = \$59,170/year
- 400% of FPL = \$97,000/year



Source: KHI analysis of 2015 American Community Survey 1-Year Public Use Microdata Sample, U.S. Census Bureau, October 2016 and Effectuated Enrollment Snapshot Fact Sheet, Centers for Medicare and Medicaid Services, March 31, 2015.