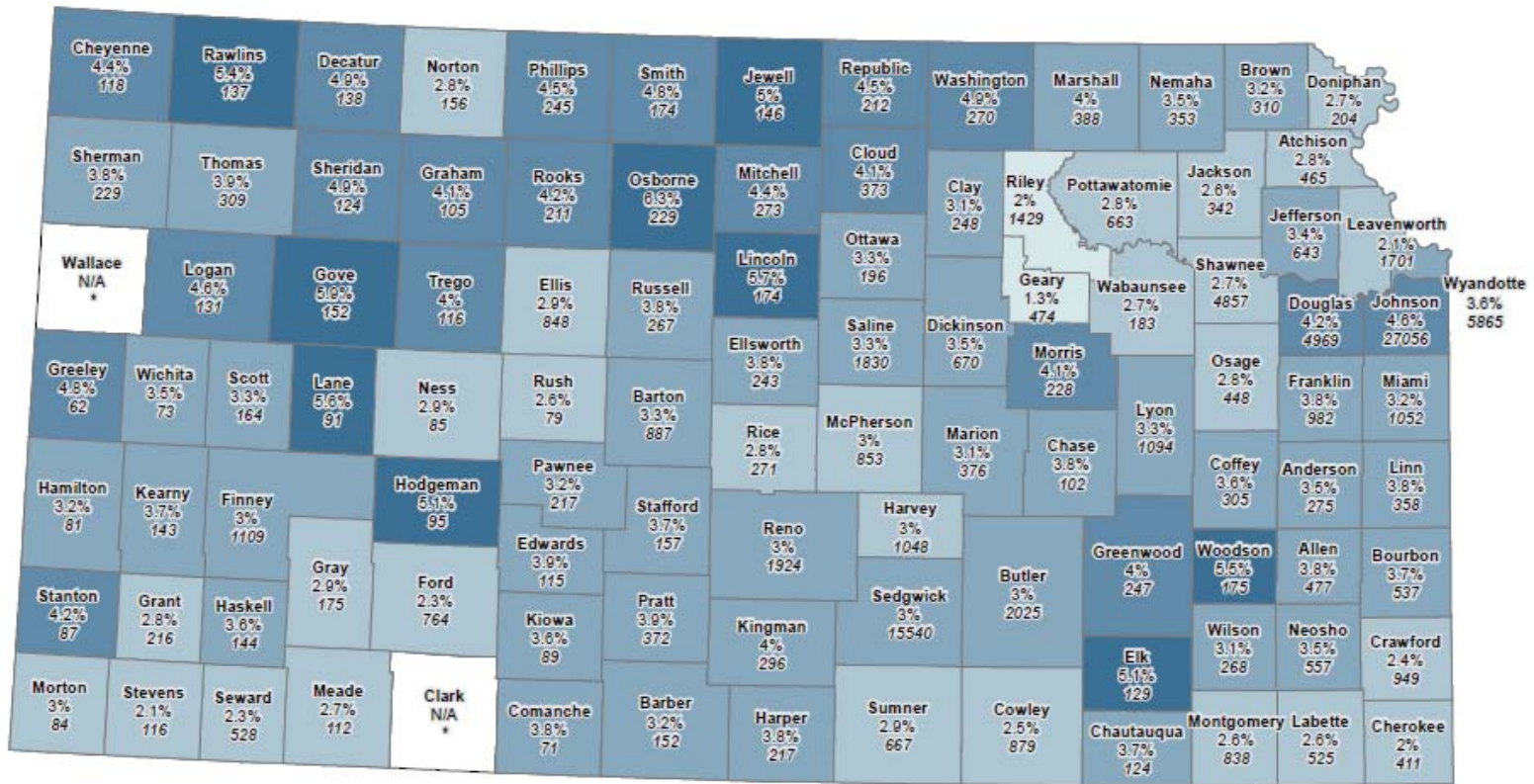



# 2017 Marketplace Enrollment in Kansas by County



**Percent of Population Enrolled**



**County Name**  
% of Population Enrolled  
Number Enrolled

Source: U.S. Department of Health and Human Services, 2017 Marketplace Open Enrollment Period Public Use Files, Final ZIP Code-Level Public Use File: March 2017.

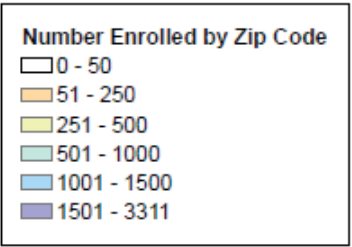
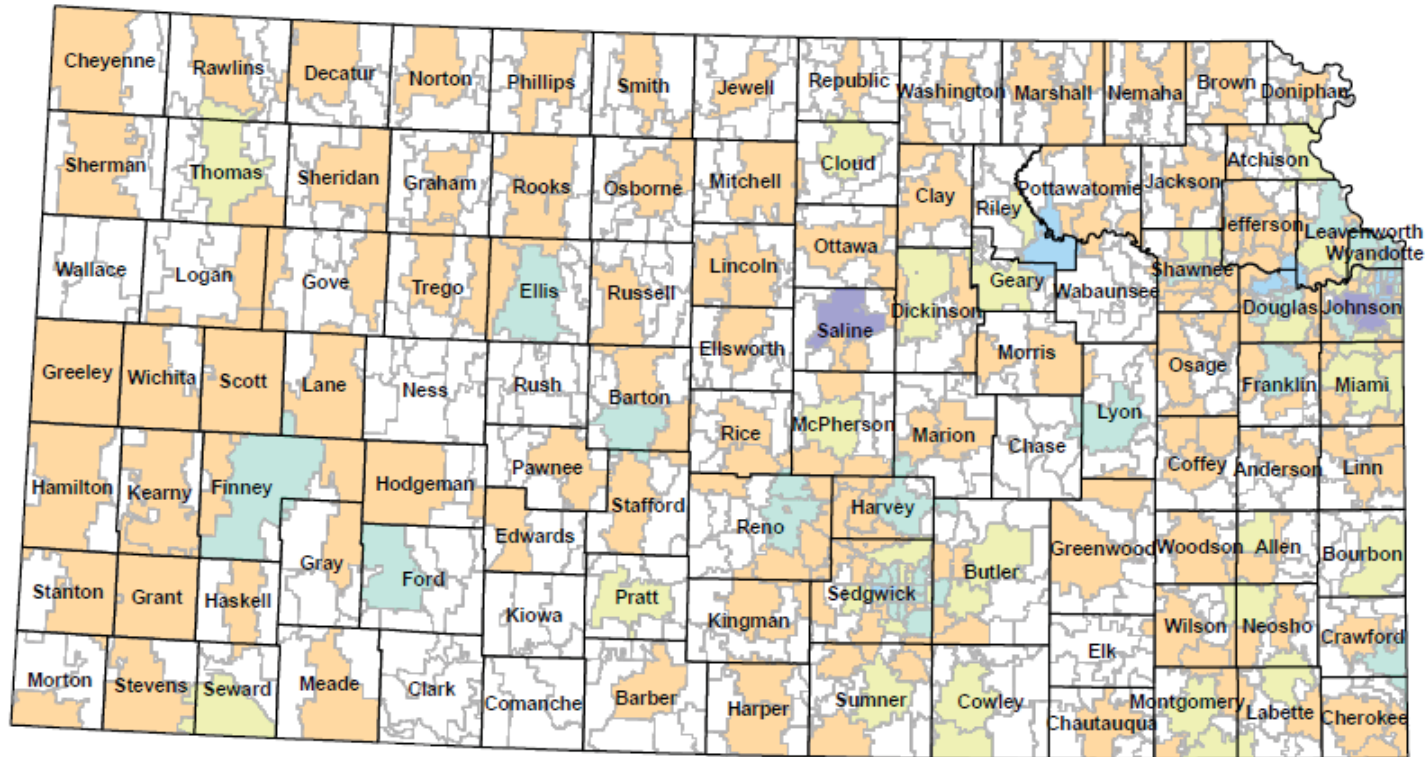
The U.S. Department of Health and Human Services (HHS) released final summary enrollment data on March 15, 2017, for the fourth open enrollment period of the federally facilitated health insurance marketplace created by the Affordable Care Act (ACA).

As of January 31, 2017, a total of 98,780 Kansans had selected a health insurance plan or had been automatically re-enrolled for the 2017 plan year through the marketplace. Information is not yet available on how many Kansans have paid their premiums and are actually covered by the insurance plans they selected (effectuated enrollment).

\*Counties with 50 or fewer plan selections are not included.



# 2017 Marketplace Enrollment in Kansas by Zip Code



Source: U.S. Department of Health and Human Services. 2017 Marketplace Open Enrollment Period Public Use Files, Final ZIP Code-Level Public Use File: March 2017.

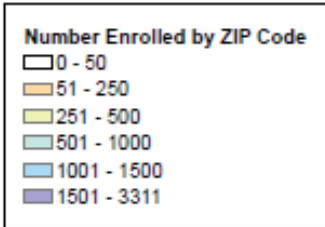
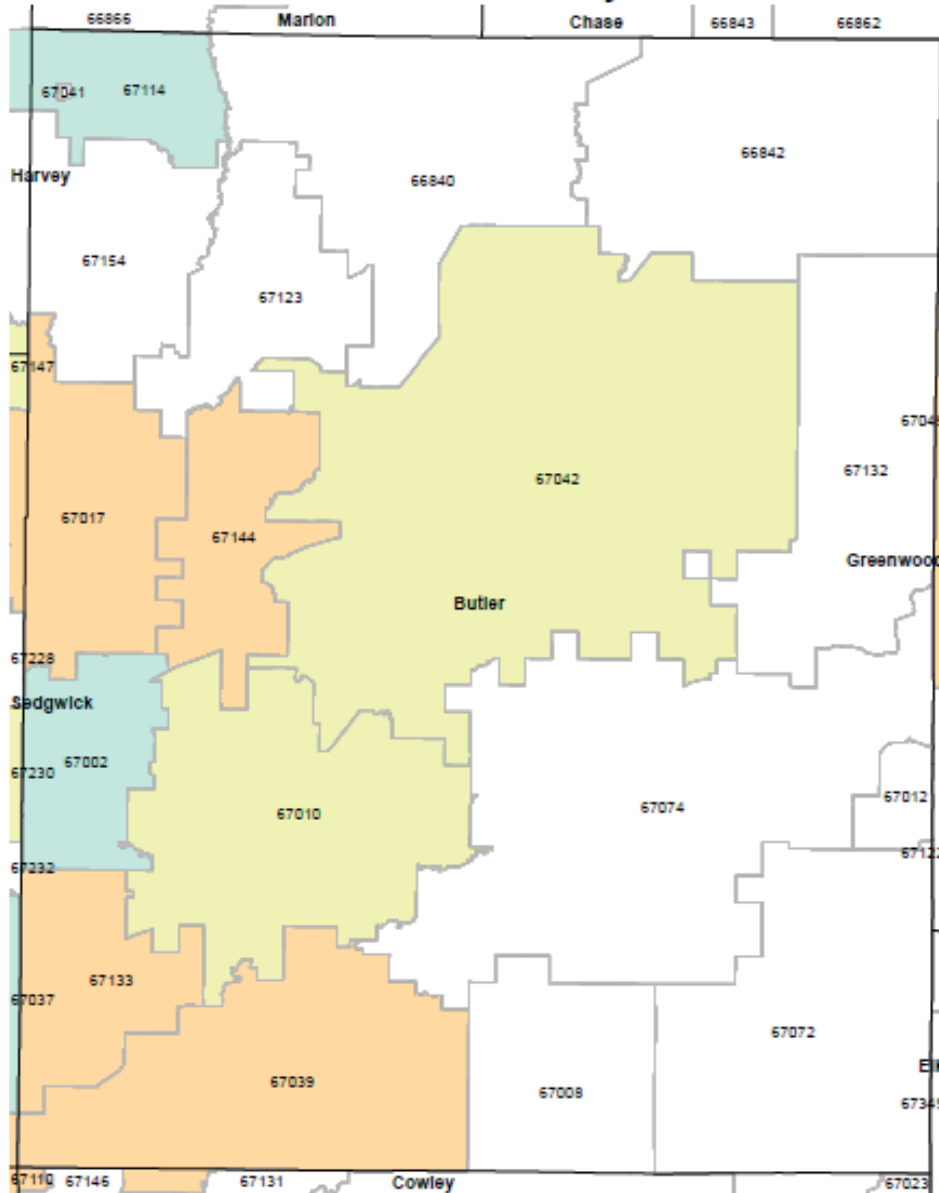
The U.S. Department of Health and Human Services (HHS) released final summary enrollment data on March 15, 2017, for the fourth open enrollment period of the federally facilitated health insurance marketplace created by the Affordable Care Act (ACA).

As of January 31, 2017, a total of 98,780 Kansans had selected a health insurance plan or had been automatically re-enrolled for the 2017 plan year through the marketplace. Information is not yet available on how many Kansans have paid their premiums and are actually covered by the insurance plans they selected (effectuated enrollment).

\*Zip codes with 50 or fewer plan selections are not included.



# 2017 Marketplace Enrollment in Kansas by Zip Code: Butler County



Source: U.S. Department of Health and Human Services. 2017 Marketplace Open Enrollment Period Public Use Files, Final ZIP Code-Level Public Use File: March 2017.

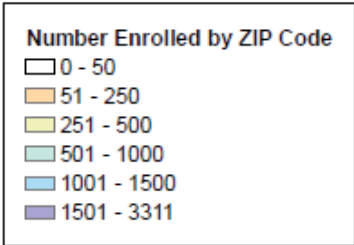
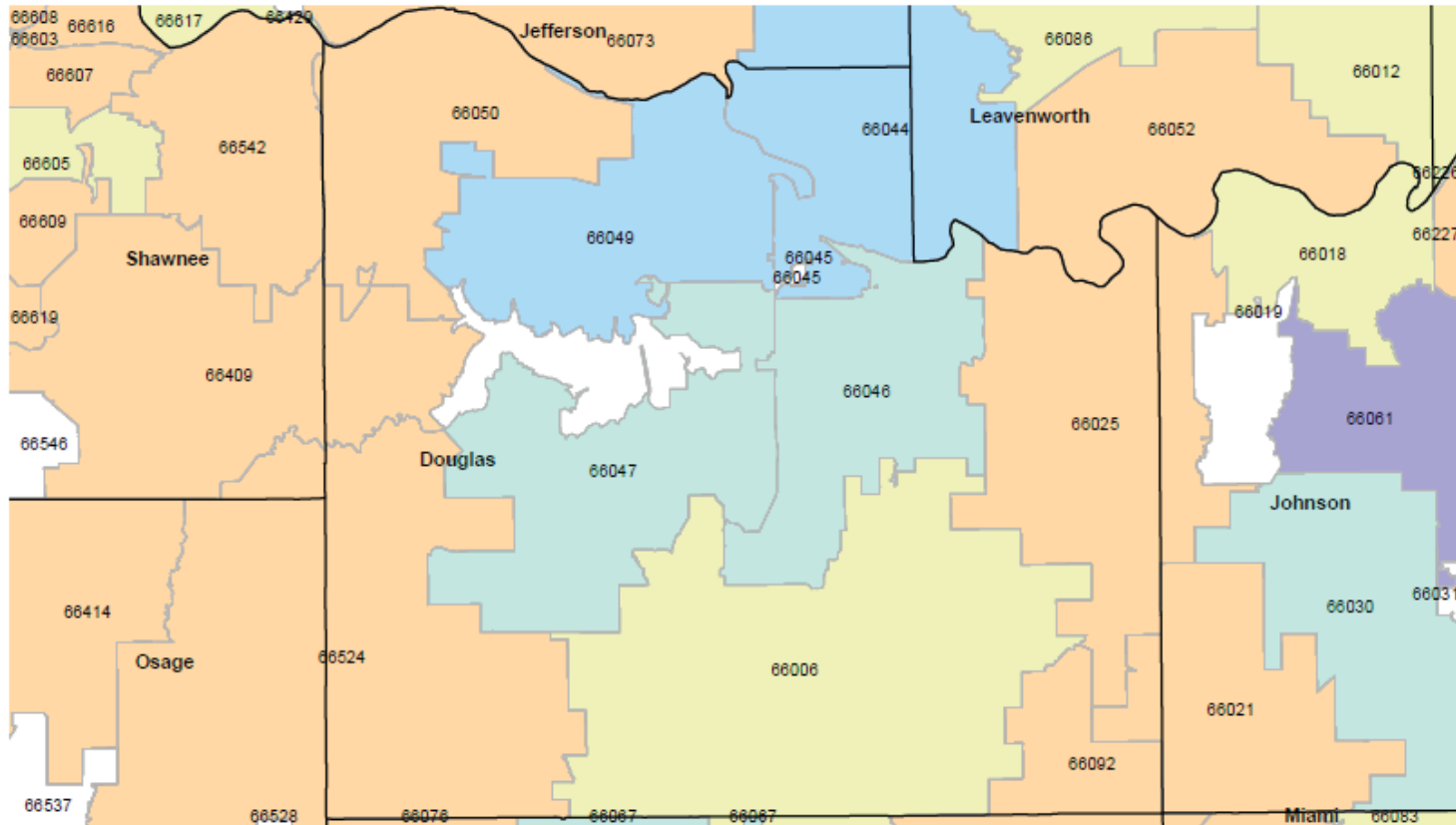
The U.S. Department of Health and Human Services (HHS) released final summary enrollment data on March 15, 2017, for the fourth open enrollment period of the federally facilitated health insurance marketplace created by the Affordable Care Act (ACA).

As of January 31, 2017, a total of 98,780 Kansans had selected a health insurance plan or had been automatically re-enrolled for the 2017 plan year through the marketplace. Information is not yet available on how many Kansans have paid their premiums and are actually covered by the insurance plans they selected (effectuated enrollment).

\*Zip codes with 50 or fewer plan selections are not included.



# 2017 Marketplace Enrollment in Kansas by Zip Code: Douglas County



Source: U.S. Department of Health and Human Services. 2017 Marketplace Open Enrollment Period Public Use Files, Final ZIP Code-Level Public Use File: March 2017.

The U.S. Department of Health and Human Services (HHS) released final summary enrollment data on March 15, 2017, for the fourth open enrollment period of the federally facilitated health insurance marketplace created by the Affordable Care Act (ACA).

As of January 31, 2017, a total of 98,780 Kansans had selected a health insurance plan or had been automatically re-enrolled for the 2017 plan year through the marketplace. Information is not yet available on how many Kansans have paid their premiums and are actually covered by the insurance plans they selected (effectuated enrollment).

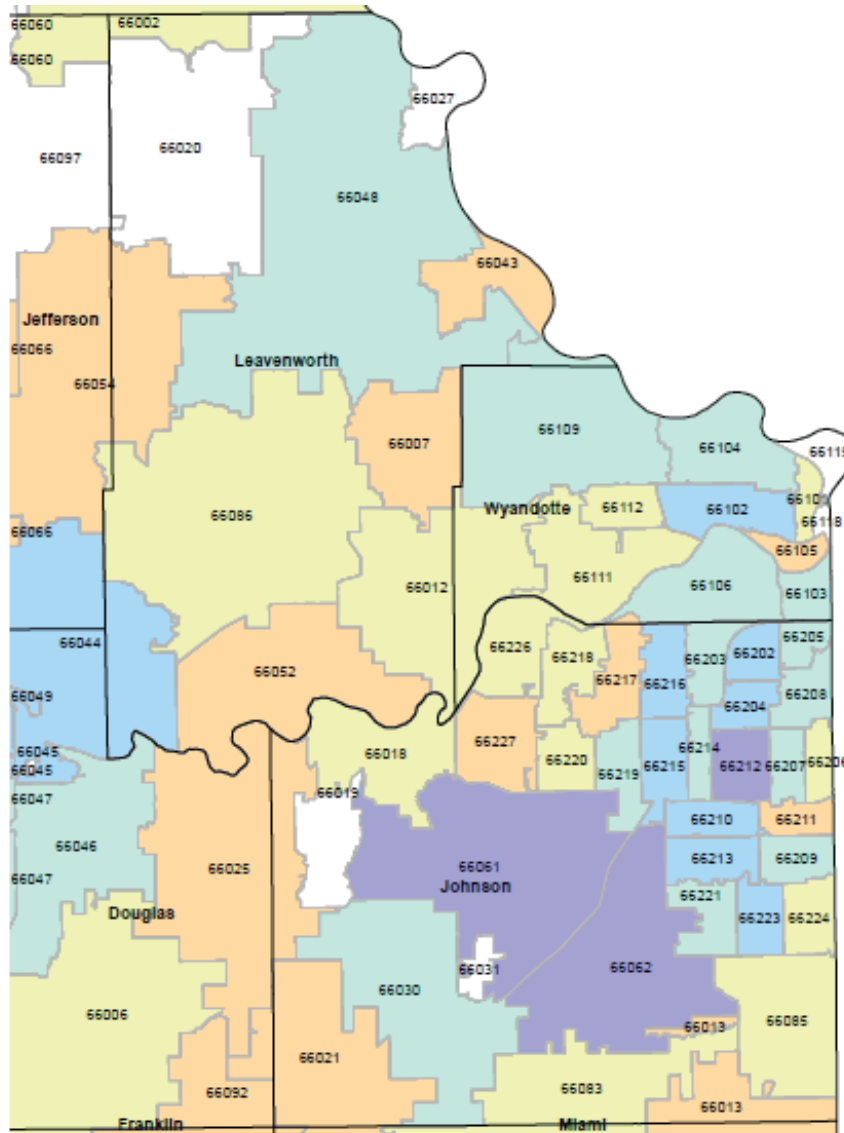
\*Zip codes with 50 or fewer plan selections are not included.



**KANSAS  
HEALTH  
INSTITUTE**

*Informing Policy. Improving Health.*

# 2017 Marketplace Enrollment in Kansas by Zip Code: Johnson, Leavenworth and Wyandotte Counties



Number Enrolled by ZIP Code	
0 - 50	(White)
51 - 250	(Orange)
251 - 500	(Yellow)
501 - 1000	(Light Green)
1001 - 1500	(Light Blue)
1501 - 3311	(Dark Blue)

Source: U.S. Department of Health and Human Services. 2017 Marketplace Open Enrollment Period Public Use Files, Final ZIP Code-Level Public Use File: March 2017.

The U.S. Department of Health and Human Services (HHS) released final summary enrollment data on March 15, 2017, for the fourth open enrollment period of the federally facilitated health insurance marketplace created by the Affordable Care Act (ACA).

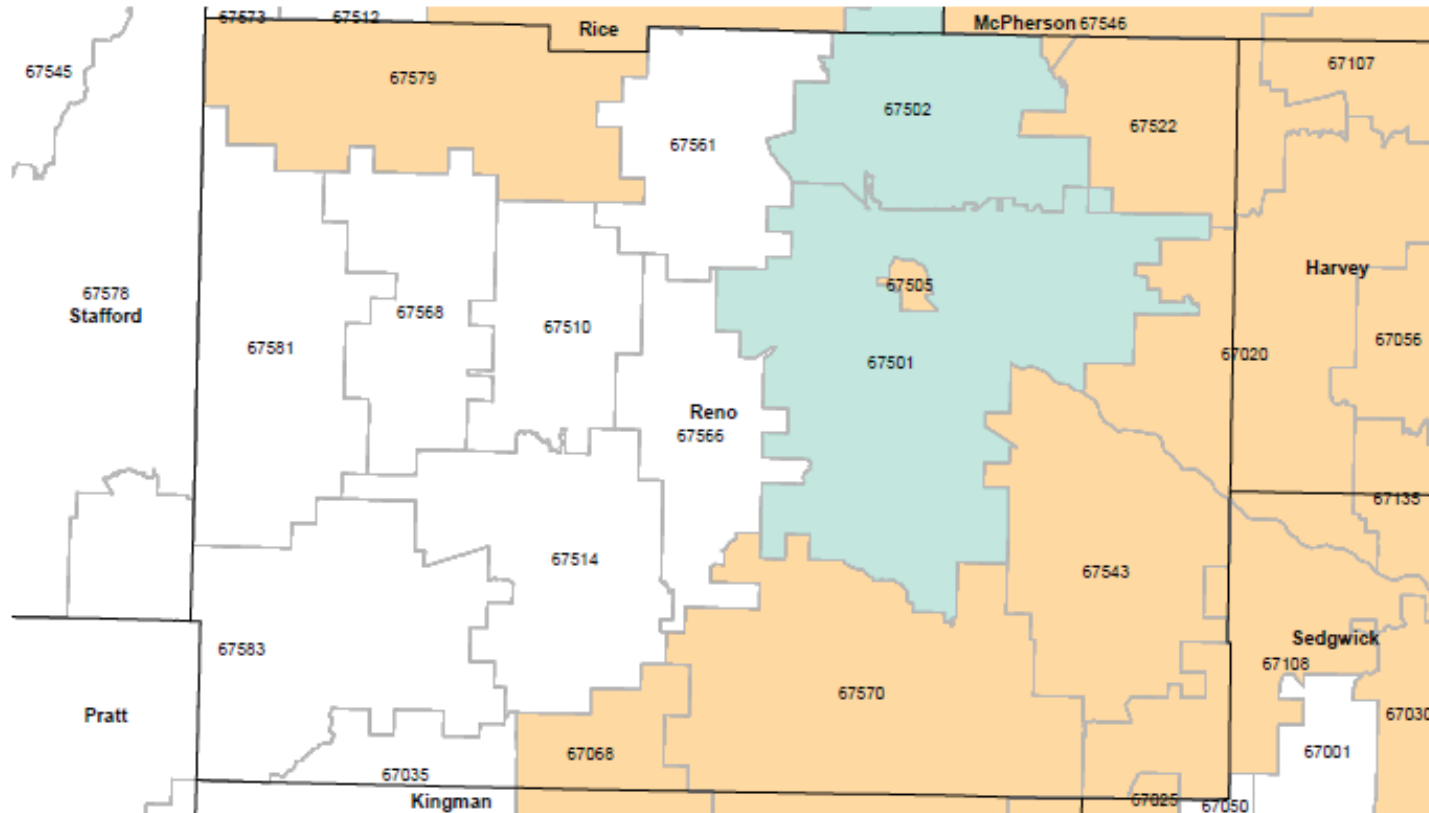
As of January 31, 2017, a total of 98,780 Kansans had selected a health insurance plan or had been automatically re-enrolled for the 2017 plan year through the marketplace. Information is not yet available on how many Kansans have paid their premiums and are actually covered by the insurance plans they selected (effectuated enrollment).

\*Zip codes with 50 or fewer plan selections are not included.





# 2017 Marketplace Enrollment in Kansas by Zip Code: Reno County



**Number Enrolled by ZIP Code**


- 0 - 50
- 51 - 250
- 251 - 500
- 501 - 1000
- 1001 - 1500
- 1501 - 3311

Source: U.S. Department of Health and Human Services. 2017 Marketplace Open Enrollment Period Public Use Files, Final ZIP Code-Level Public Use File: March 2017.

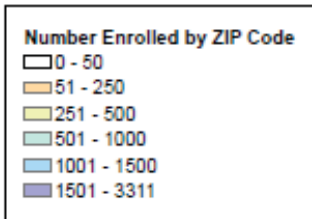
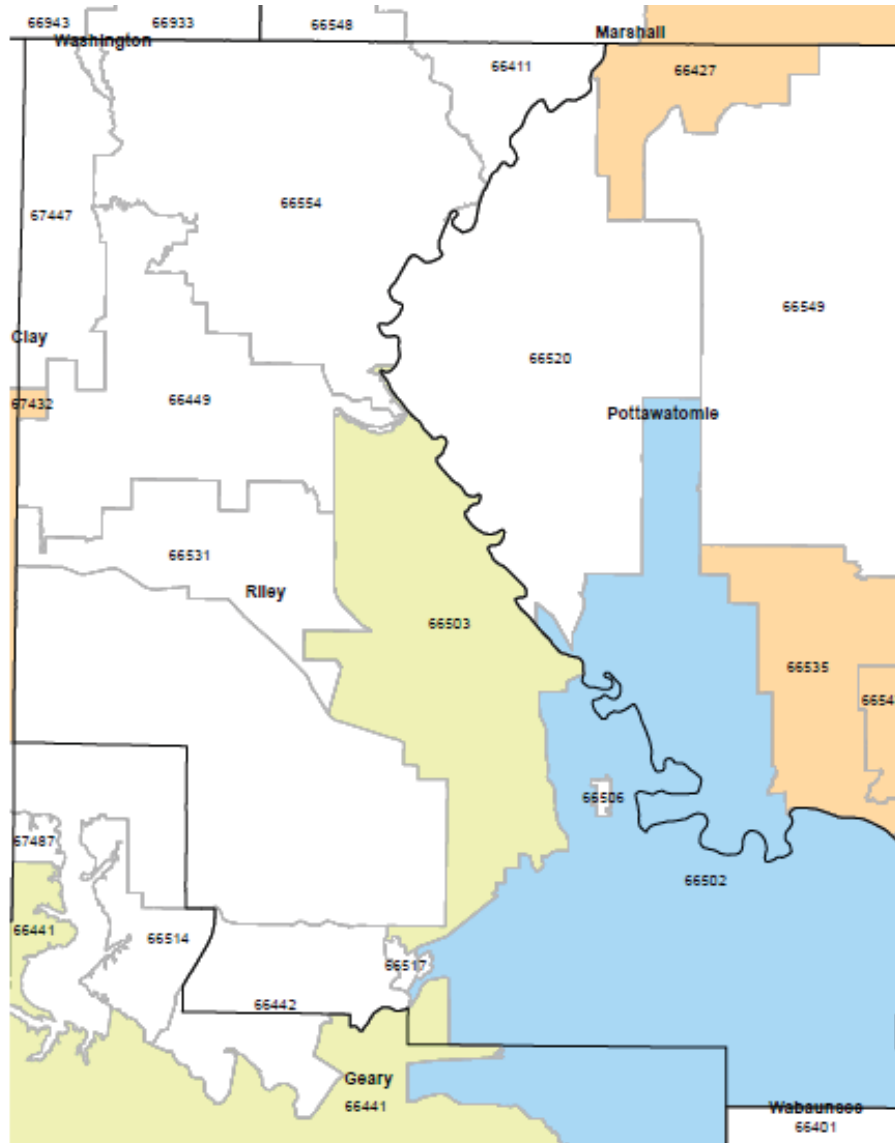
The U.S. Department of Health and Human Services (HHS) released final summary enrollment data on March 15, 2017, for the fourth open enrollment period of the federally facilitated health insurance marketplace created by the Affordable Care Act (ACA).

As of January 31, 2017, a total of 98,780 Kansans had selected a health insurance plan or had been automatically re-enrolled for the 2017 plan year through the marketplace. Information is not yet available on how many Kansans have paid their premiums and are actually covered by the insurance plans they selected (effectuated enrollment).

\*Zip codes with 50 or fewer plan selections are not included.



# 2017 Marketplace Enrollment in Kansas by Zip Code: Riley County



Source: U.S. Department of Health and Human Services. 2017 Marketplace Open Enrollment Period Public Use Files, Final ZIP Code-Level Public Use File: March 2017.

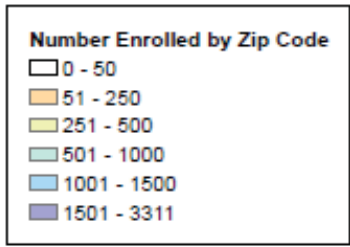
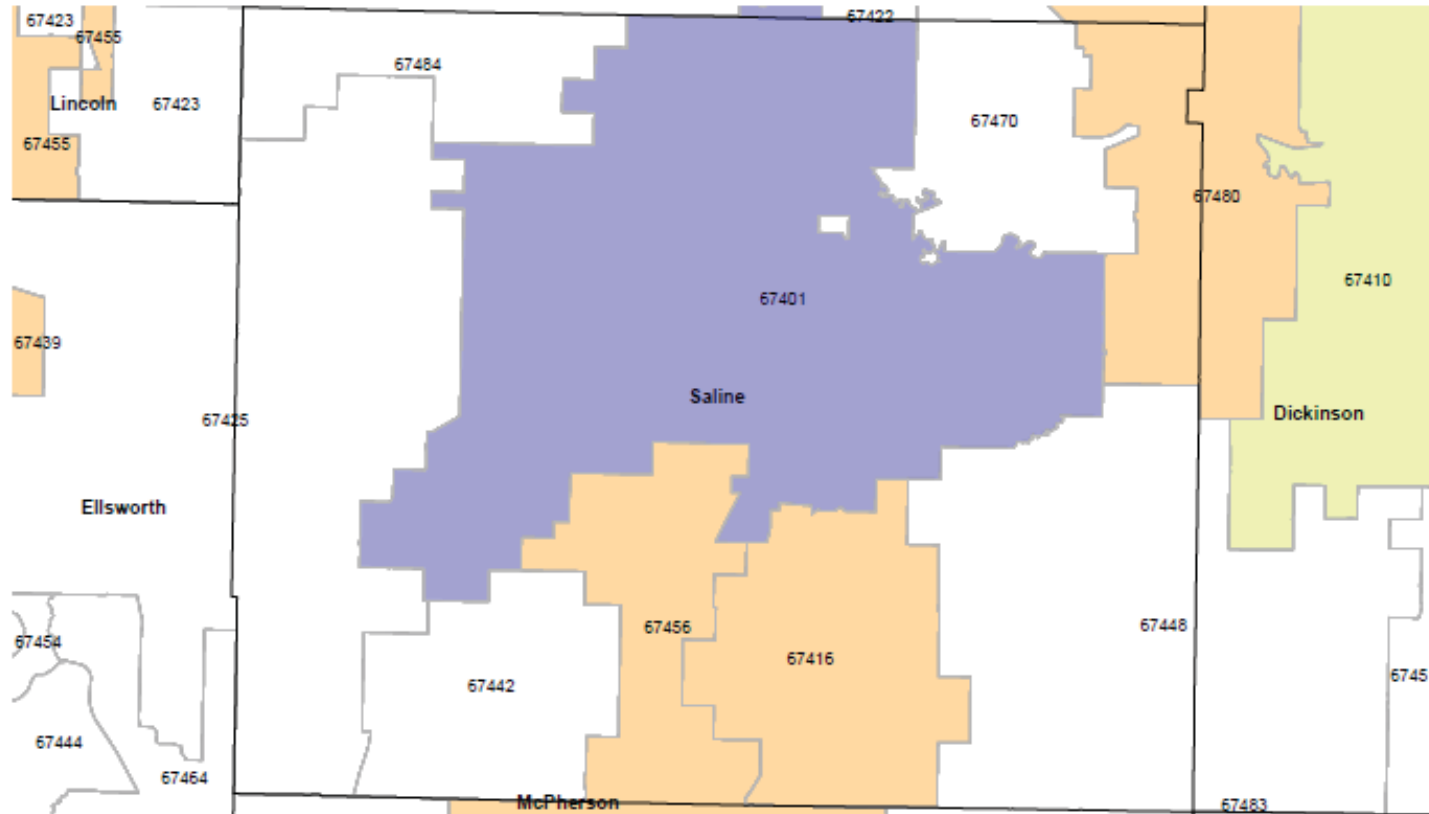
The U.S. Department of Health and Human Services (HHS) released final summary enrollment data on March 15, 2017, for the fourth open enrollment period of the federally facilitated health insurance marketplace created by the Affordable Care Act (ACA).

As of January 31, 2017, a total of 98,780 Kansans had selected a health insurance plan or had been automatically re-enrolled for the 2017 plan year through the marketplace. Information is not yet available on how many Kansans have paid their premiums and are actually covered by the insurance plans they selected (effectuated enrollment).

\*Zip codes with 50 or fewer plan selections are not included.



# 2017 Marketplace Enrollment in Kansas by Zip Code: Saline County



Source: U.S. Department of Health and Human Services. 2017 Marketplace Open Enrollment Period Public Use Files, Final ZIP Code-Level Public Use File: March 2017.

The U.S. Department of Health and Human Services (HHS) released final summary enrollment data on March 15, 2017, for the fourth open enrollment period of the federally facilitated health insurance marketplace created by the Affordable Care Act (ACA).

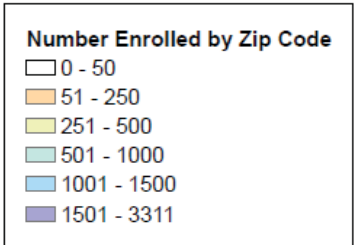
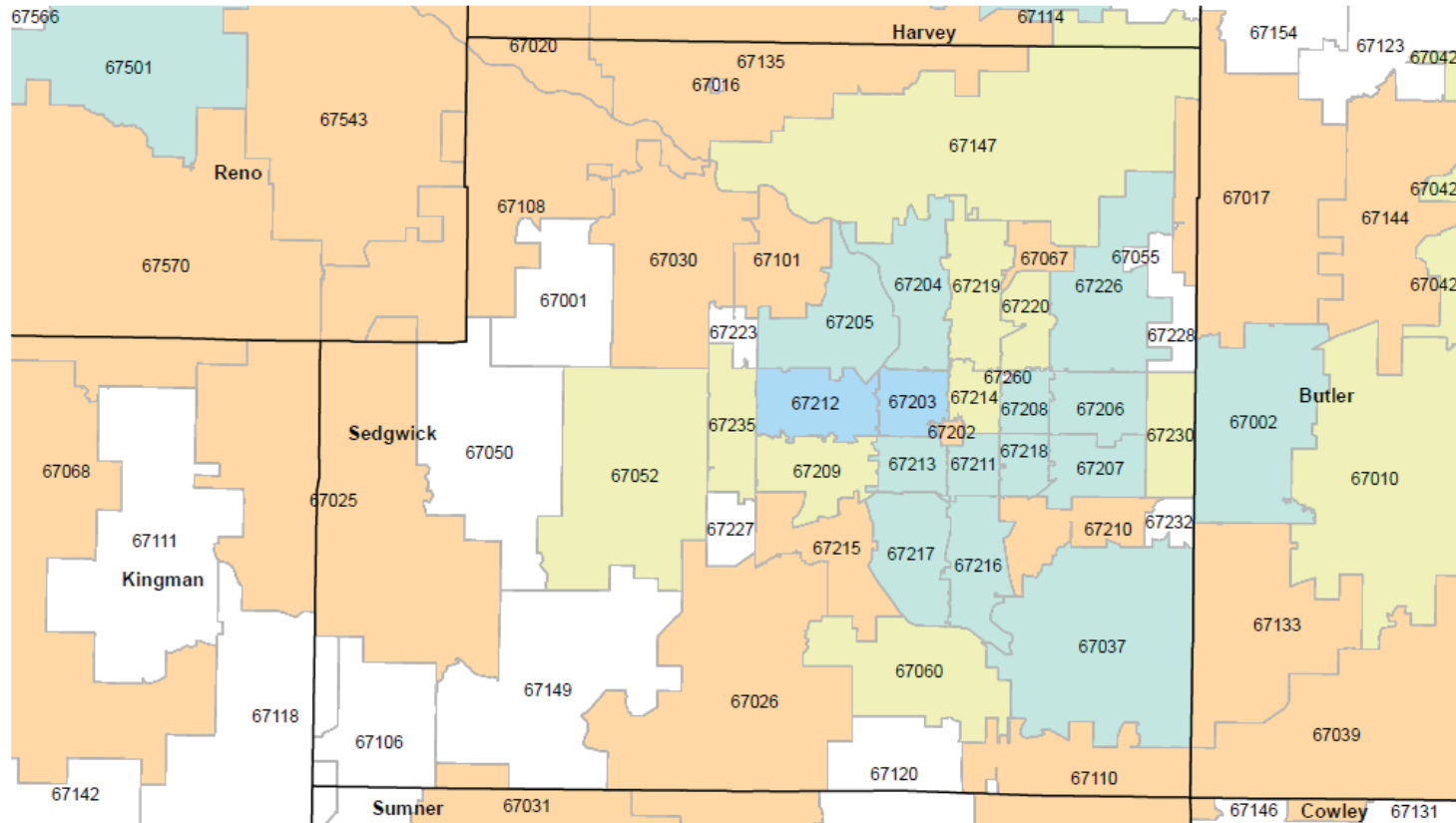
As of January 31, 2017, a total of 98,780 Kansans had selected a health insurance plan or had been automatically re-enrolled for the 2017 plan year through the marketplace. Information is not yet available on how many Kansans have paid their premiums and are actually covered by the insurance plans they selected (effectuated enrollment).

\*Zip codes with 50 or fewer plan selections are not included.





# 2017 Marketplace Enrollment in Kansas by Zip Code: Sedgwick County



Source: U.S. Department of Health and Human Services. 2017 Marketplace Open Enrollment Period Public Use Files, Final ZIP Code-Level Public Use File: March 2017.

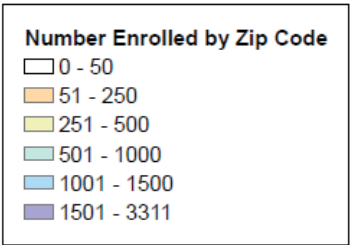
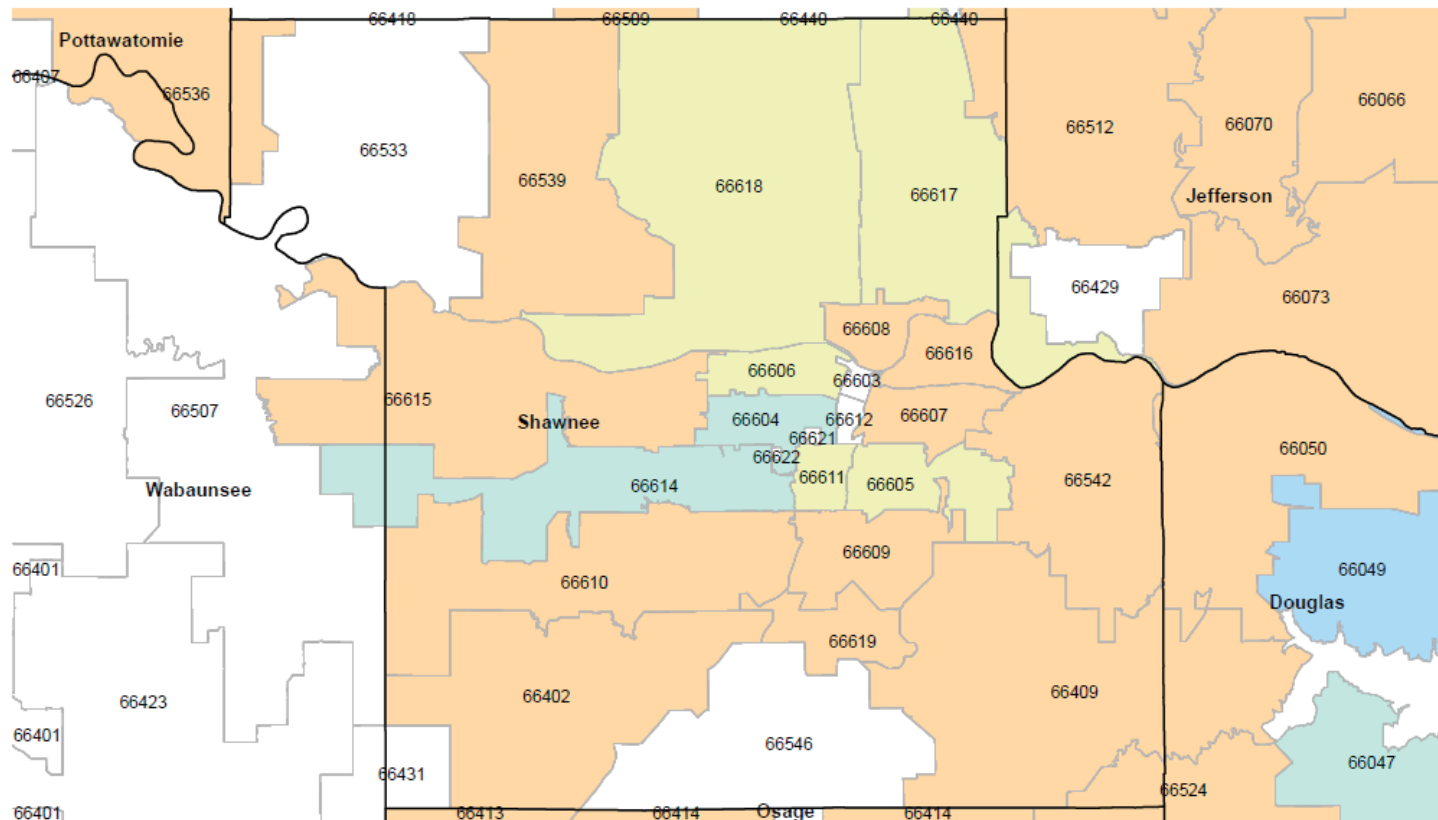
The U.S. Department of Health and Human Services (HHS) released final summary enrollment data on March 15, 2017, for the fourth open enrollment period of the federally facilitated health insurance marketplace created by the Affordable Care Act (ACA).

As of January 31, 2017, a total of 98,780 Kansans had selected a health insurance plan or had been automatically re-enrolled for the 2017 plan year through the marketplace. Information is not yet available on how many Kansans have paid their premiums and are actually covered by the insurance plans they selected (effectuated enrollment).

\*Zip codes with 50 or fewer plan selections are not included.



# 2017 Marketplace Enrollment in Kansas by Zip Code: Shawnee County



Source: U.S. Department of Health and Human Services. 2017 Marketplace Open Enrollment Period Public Use Files, Final ZIP Code-Level Public Use File: March 2017.

The U.S. Department of Health and Human Services (HHS) released final summary enrollment data on March 15, 2017, for the fourth open enrollment period of the federally facilitated health insurance marketplace created by the Affordable Care Act (ACA).

As of January 31, 2017, a total of 98,780 Kansans had selected a health insurance plan or had been automatically re-enrolled for the 2017 plan year through the marketplace. Information is not yet available on how many Kansans have paid their premiums and are actually covered by the insurance plans they selected (effectuated enrollment).

\*Zip codes with 50 or fewer plan selections are not included.