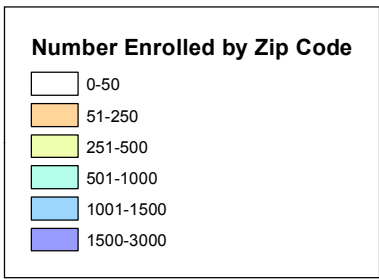
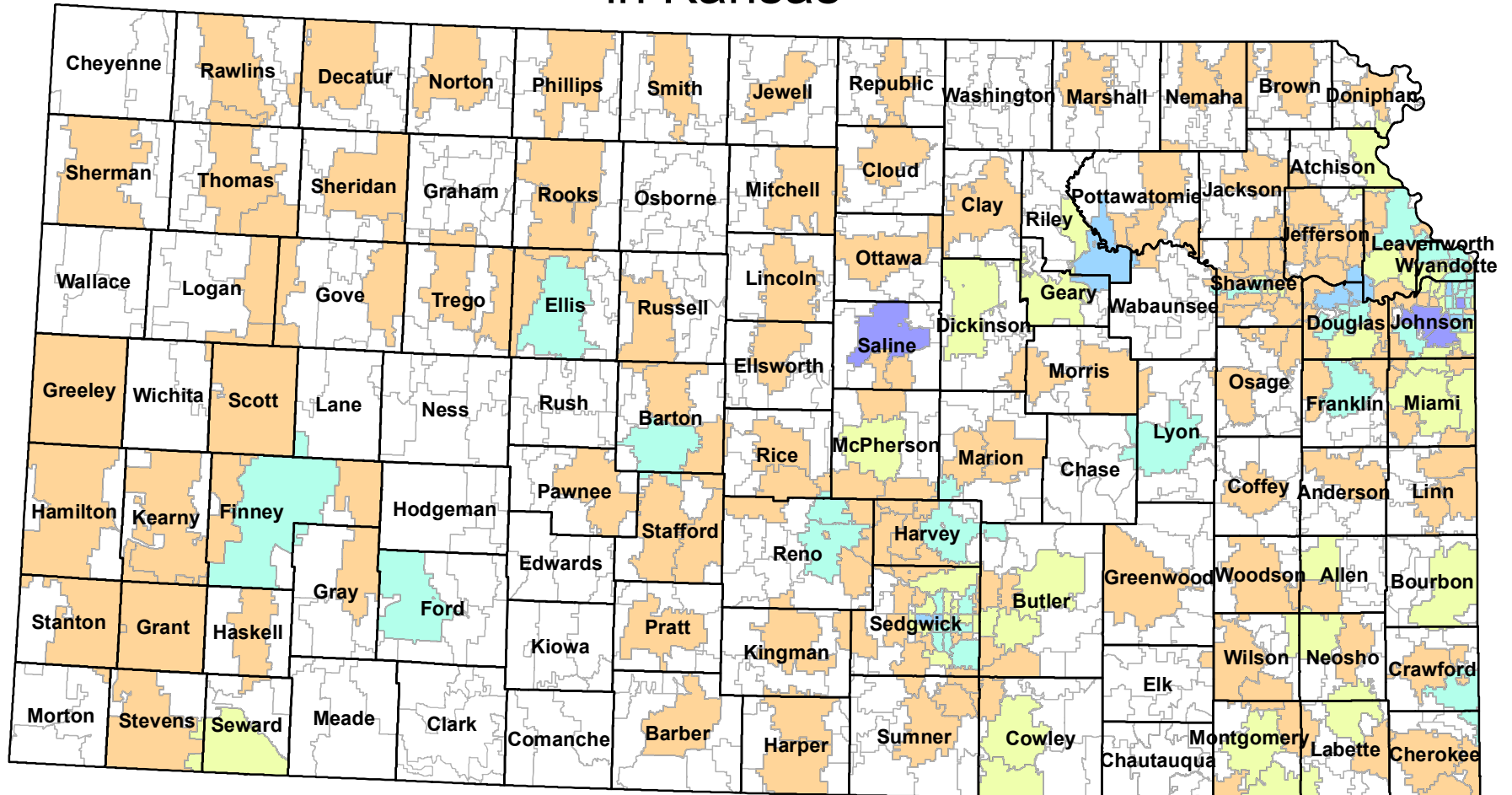


# Early 2016 Marketplace Enrollment in Kansas

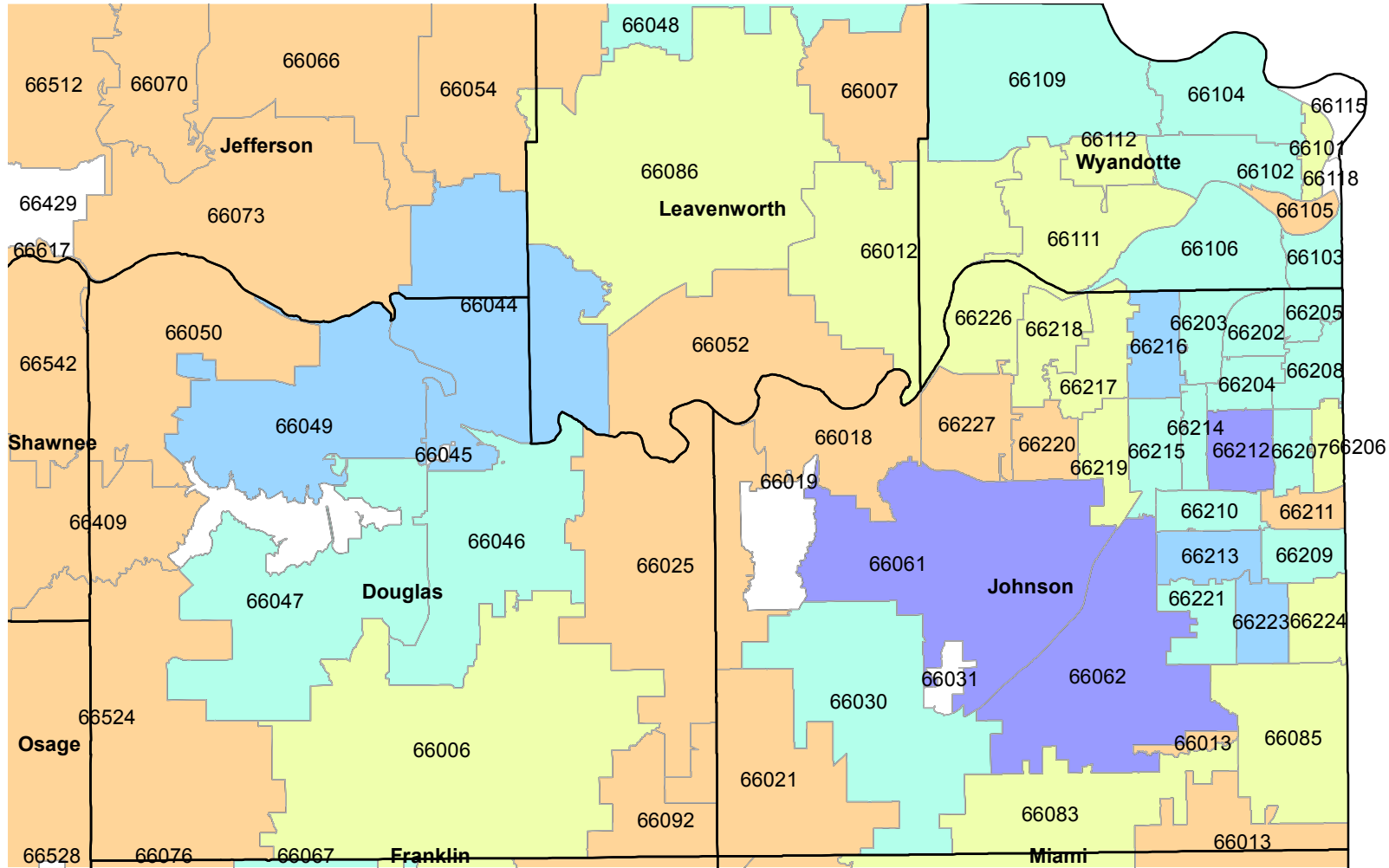


Source: U.S. Department of Health and Human Services, 2016 Plan Selections by Zip Code in the Health Insurance Marketplace, January 14, 2016

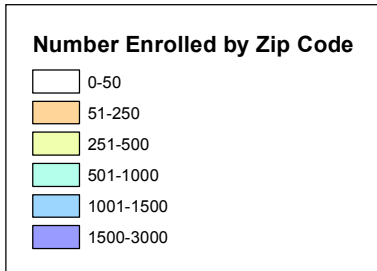
As of January 9, 2016, 81,025 Kansans have enrolled in health insurance coverage through the Kansas marketplace since the open enrollment period began on November 1, 2015. This map shows the number of Kansans, by zip code, who have selected a plan or were automatically re-enrolled for the 2016 coverage year. Information is not yet available on how many of those persons have paid their premium, and are actually covered by the insurance plan selected.

\*\* ZIP Codes with 50 or fewer plan selections are not included.

# Early 2016 Marketplace Enrollment in Douglas, Johnson, and Wyandotte Counties



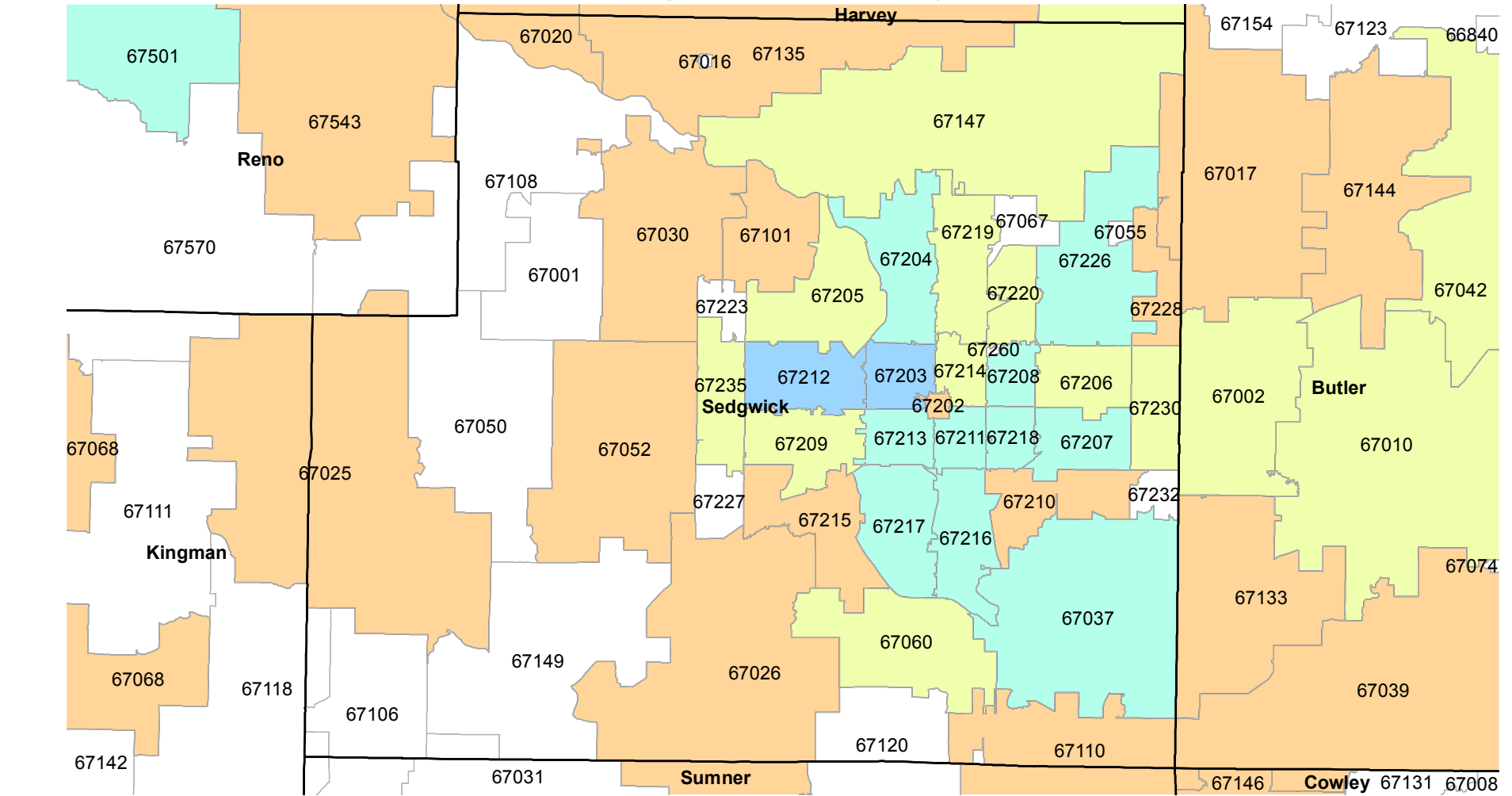
Source: U.S. Department of Health and Human Services, 2016 Plan Selections by Zip Code in the Health Insurance Marketplace, January 14, 2016



As of January 9, 2016, 81,025 Kansans have enrolled in health insurance coverage through the Kansas marketplace since the open enrollment period began on November 1, 2015. This map shows the number of Kansans, by zip code, who have selected a plan or were automatically re-enrolled for the 2016 coverage year. Information is not yet available on how many of those persons have paid their premium, and are actually covered by the insurance plan selected.

\*\* ZIP Codes with 50 or fewer plan selections are not included.

# Early 2016 Marketplace Enrollment in Sedgwick County



**Number Enrolled by Zip Code**

0-50
51-250
251-500
501-1000
1001-1500
1500-3000

Source: U.S. Department of Health and Human Services, 2016 Plan Selections by Zip Code in the Health Insurance Marketplace, January 14, 2016

As of January 9, 2016, 81,025 Kansans have enrolled in health insurance coverage through the Kansas marketplace since the open enrollment period began on November 1, 2015. This map shows the number of Kansans, by zip code, who have selected a plan or were automatically re-enrolled for the 2016 coverage year. Information is not yet available on how many of those persons have paid their premium, and are actually covered by the insurance plan selected.

\*\* ZIP Codes with 50 or fewer plan selections are not included.

# Early 2016 Marketplace Enrollment in Shawnee County

