



# HEALTH INSURANCE COVERAGE IN KANSAS

## New Information from the U.S. Census Bureau's American Community Survey for 2012

### Current Coverage

In 2012, an estimated 356,000 Kansans were uninsured—12.6 percent. There has been no change in the number of uninsured Kansans since 2011.

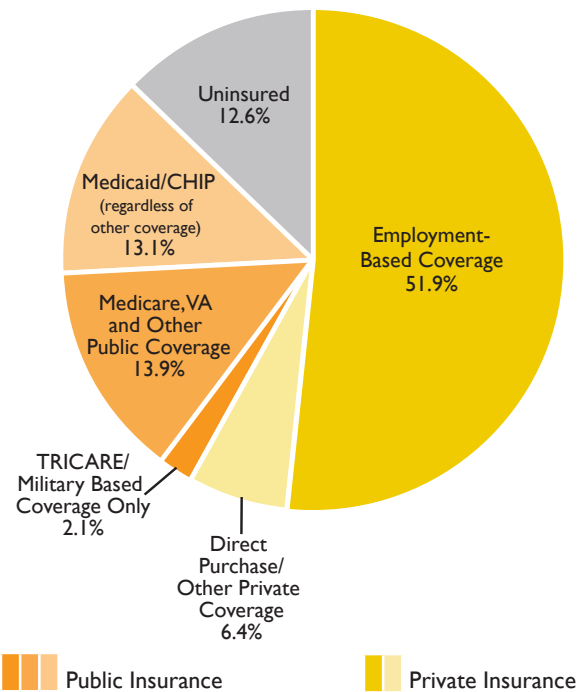
The percentage of Kansans without health insurance in 2012—an estimated 12.6 percent—continues to be significantly lower than the national rate of 14.8 percent.

The percentage of Kansans with public coverage increased from 26.1 percent in 2011 to 27.0 percent in 2012. This continues a trend illustrated in Figure 2 (see page 2).

Starting in September 2010, the Affordable Care Act allowed young adults up to age 26 to remain on their parent's insurance. Young adults in Kansas are now less likely to be uninsured—22.9 percent in 2012 compared to 26.8 percent in 2009. This nearly

4.0 percent decrease in uninsured 19-25 year olds is accompanied by a simultaneous 4.2 percent increase in private coverage—from 67.5 percent in 2009 to 71.7 percent in 2012.

**Figure 1. Primary Sources of Health Insurance: All Kansans (2012)**



**Table 1. Uninsured by Age (2012)**

Uninsured	Kansas		United States	
	#	%	#	%
<b>All Ages</b>	<b>355,564</b>	<b>12.6%</b>	<b>45,614,547</b>	<b>14.8%</b>
Children (0-17)	47,858	6.6%	5,263,807	7.2%
Adults (18-64)	305,904	17.7%	39,948,423	20.6%
Young Adults (19-25)*	64,381	22.9%	8,050,773	26.5%
Older Adults (65+)	1,802	0.5%	402,317	1.0%

\*Statistically significant difference between the Kansas and U.S. rates ( $p < .05$ ). Source: KHI estimates are based on data from the U.S. Census Bureau's 2012 American Community Survey.

**Table 2. Uninsured by Race/Ethnicity (2012)**

Race	Uninsured		Kansas		United States	
	#	%	#	%	#	%
White alone*			279,781	11.5%	29,991,197	13.1%
Black or African American alone			27,336	17.4%	6,629,020	17.3%
American Indian & Alaska Native alone			5,643	22.4%	686,237	27.4%
Asian or Native Hawaiian alone			11,055	15.3%	2,416,400	15.1%
Some other race alone			19,759	34.8%	4,642,613	32.3%
Two or more races			11,990	13.4%	1,249,080	14.0%
<b>Ethnicity</b>						
Hispanic, Any Race			88,377	28.5%	15,164,410	29.0%

\*Statistically significant difference between the Kansas and U.S. rates ( $p < .05$ ). Source: KHI estimates are based on data from the U.S. Census Bureau's 2012 American Community Survey.

The percentage of Kansas children (0-17) without health insurance is unchanged in 2012—6.6 percent or an estimated 48,000.

In Kansas and across the United States, uninsured rates vary for different racial and ethnic groups. Kansas does have a lower rate of uninsured white Kansans than the rest of the United States.

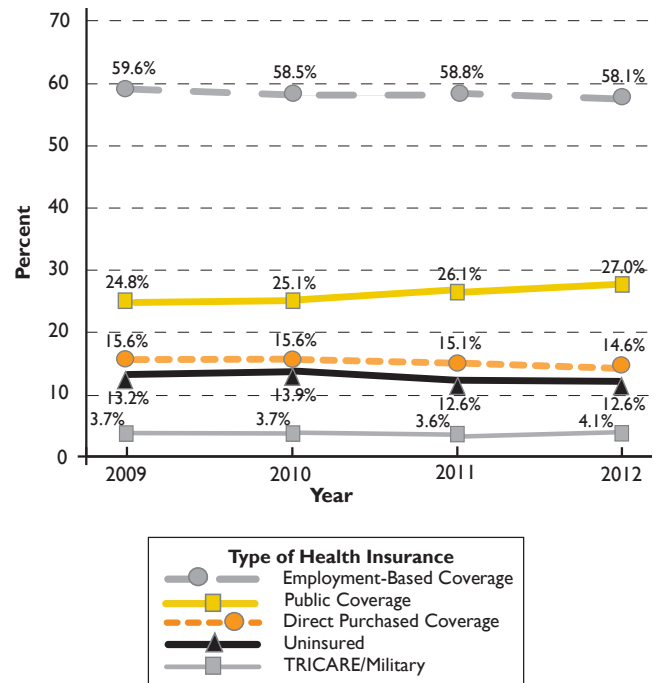
## Recent Trends

The current rate of uninsured Kansans (12.6 percent) is lower than it was in either 2009 (13.2 percent) or 2010 (13.9 percent).

The rate of Kansans with public coverage has steadily increased in recent years—from 24.8 percent in 2009 to 27.0 percent in 2012.

The increase in public coverage hasn't affected all age groups equally. The rate of children (0-17) with public coverage has increased, while the rates of adults (18-64) and older adults (65+) with public coverage have remained virtually unchanged. According to the U.S. Census Bureau, Kansas is one of 13 states where increases in public coverage from 2010 to 2012 caused a reduction in the overall uninsured rate for those under 65.

**Figure 2. Recent Trends in Reported Sources of Coverage for Kansans**



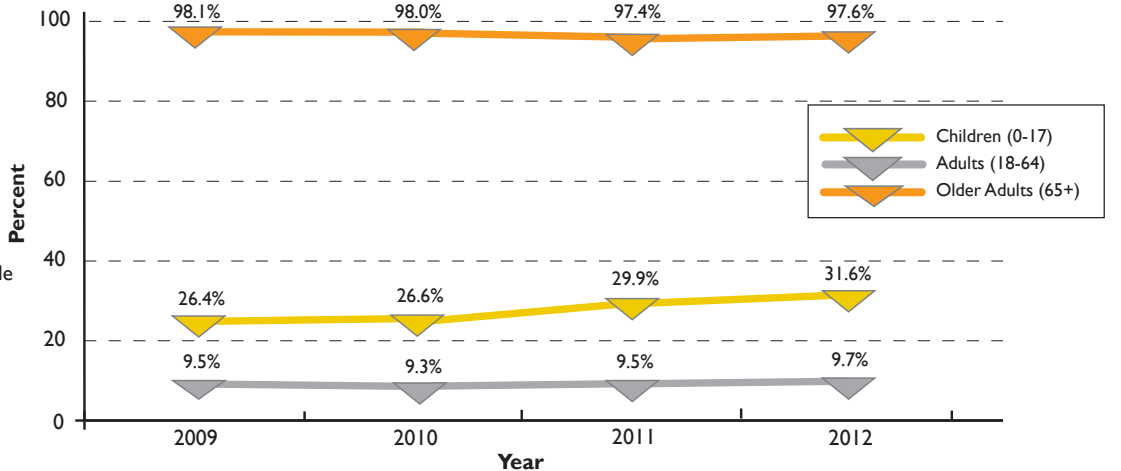
Source: KHI estimates are based on data from the U.S. Census Bureau's 2009, 2010, 2011, and 2012 American Community Surveys.

Note: These estimates include respondents who reported multiple forms of insurance and total more than 100 percent.

**Figure 3. Recent Trends in Public Coverage for Kansans**

Source: KHI estimates are based on data from the U.S. Census Bureau's 2009, 2010, 2011, and 2012 American Community Surveys.

Note: These estimates include respondents who reported multiple forms of insurance.



## About the Data

The American Community Survey (ACS) provides estimates of the number and percentage of people who were uninsured at the time they were surveyed. KHI estimates reported in this fact sheet are based on single year data for the entire American Community Survey sample.

## About the Fact Sheet

This publication is based on work done by Ivan S. Williams, M.B.A. and Cheng-Chung Huang, M.P.H. This document is available online at [www.khi.org/insurancecoverage2013](http://www.khi.org/insurancecoverage2013).

## KANSAS HEALTH INSTITUTE

The Kansas Health Institute is an independent, nonprofit health policy and research organization based in Topeka, Kansas. Established in 1995 with a multiyear grant from the Kansas Health Foundation, the Kansas Health Institute conducts research and policy analysis on issues that affect the health of Kansans.

Copyright© Kansas Health Institute 2013. Materials may be reprinted with written permission.

212 SW Eighth Avenue, Suite 300 Topeka, Kansas 66603-3936 Telephone (785) 233-5443 Fax (785) 233-1168 [www.khi.org](http://www.khi.org)