

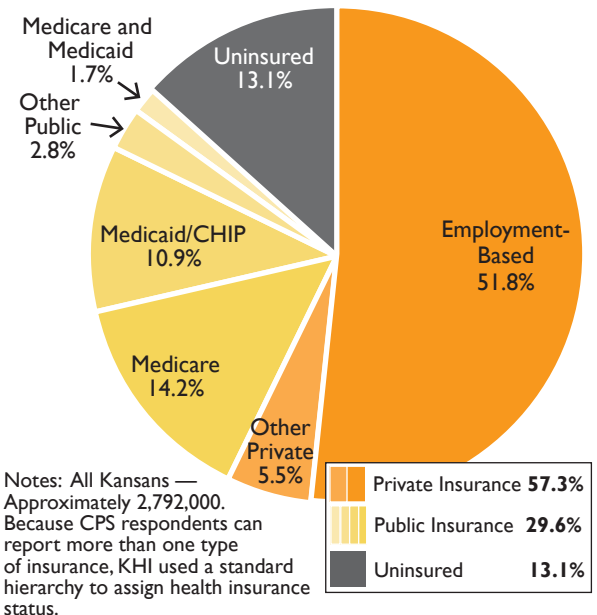


SNAPSHOT OF INSURANCE COVERAGE IN KANSAS — 2012

Major Findings from Recent Census Data Include:

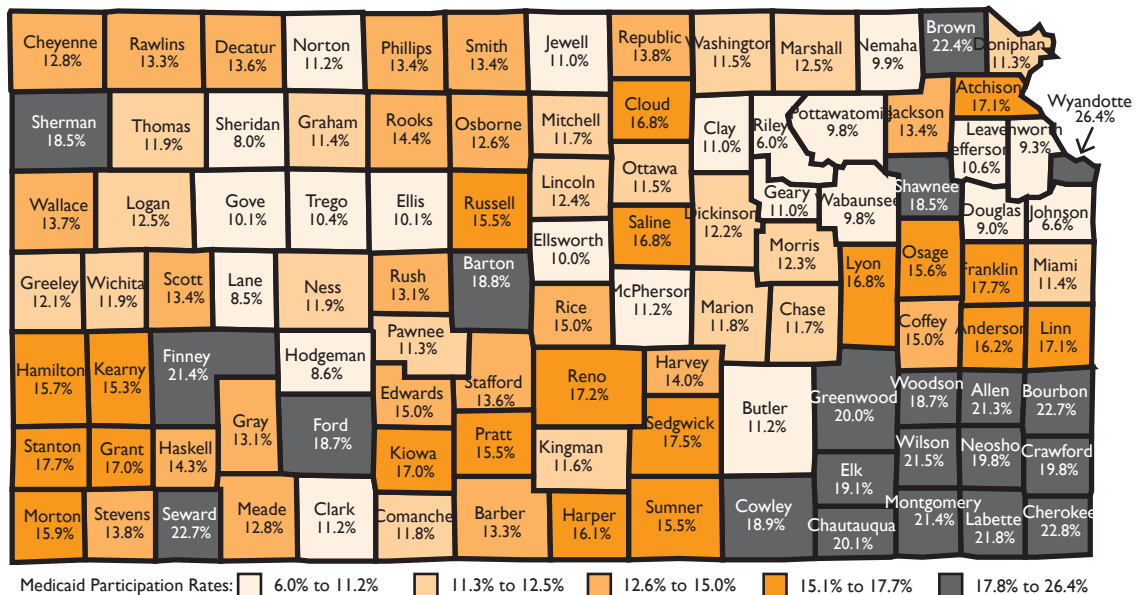
- About 365,000 Kansans are uninsured (13.1 percent).
- During the last decade, the number of Kansans with employment-based insurance dropped while more Kansans received public coverage or were uninsured.
- Although employment-based insurance remains the primary source of coverage for Kansans, more than one of every four Kansans has public coverage and one of every eight Kansans lacks insurance (Figure 1).
- Non-elderly people living in Southeast Kansas or Wyandotte County are more likely than other Kansans to be covered by Medicaid or CHIP (Figure 2).
- People living in western Kansas are more likely to be uninsured (Figures 3 and 4 on page two).

Figure 1. Primary Sources of Health Insurance: All Kansans (2010–2011)



Source: KHI estimates are two-year averages based on the 2011 and 2012 Annual Social and Economic Supplements to the Current Population Surveys.

Figure 2. Medicaid/CHIP Participation Rate of Non-Elderly Kansans (Age 0–64 Years) by County (2011)



Source: Medicaid Data Analytic Interface (DAI), average monthly Medicaid/CHIP enrollment.

Figure 3. Percent of Non-Elderly Kansans (Age 0-64 Years) that are Uninsured by County (2010)

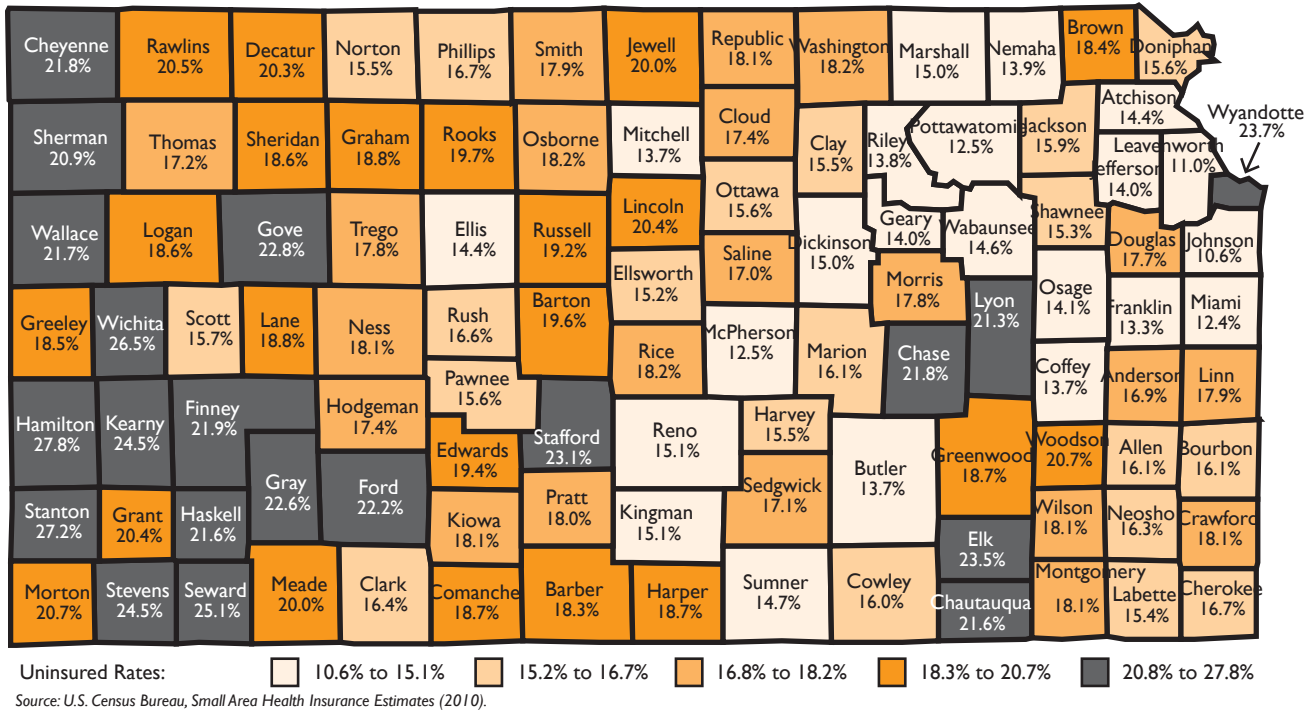
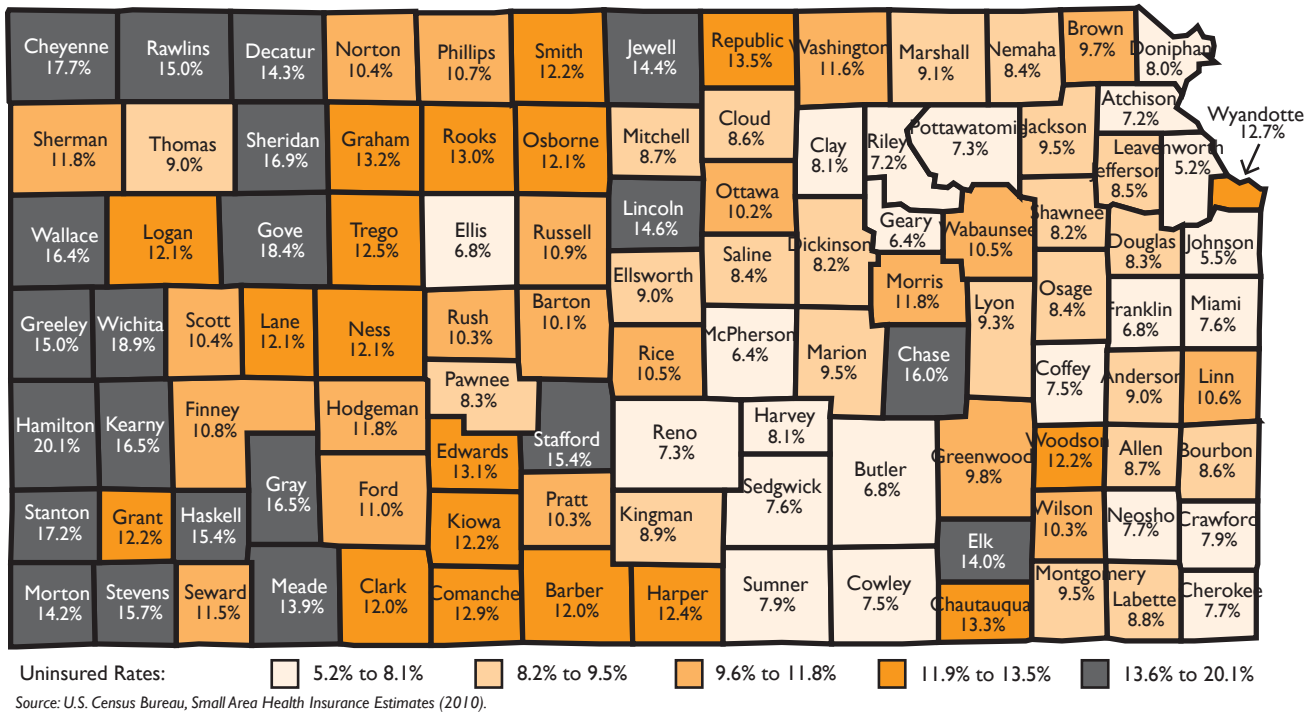


Figure 4. Percent of Kansas Children (Age 0-18 Years) that are Uninsured by County (2010)



About this Publication

This publication is based on work done by Ivan S. Williams, M.B.A. This publication is available online at www.khi.org.

KANSAS HEALTH INSTITUTE

The Kansas Health Institute is a nonprofit, nonpartisan, independent health policy and research organization based in Topeka, Kansas. Established in 1995 with a multiyear grant from the Kansas Health Foundation, the Kansas Health Institute conducts research and policy analysis on issues that affect the health of Kansans.

Copyright© Kansas Health Institute 2012. Materials may be reprinted with written permission.