

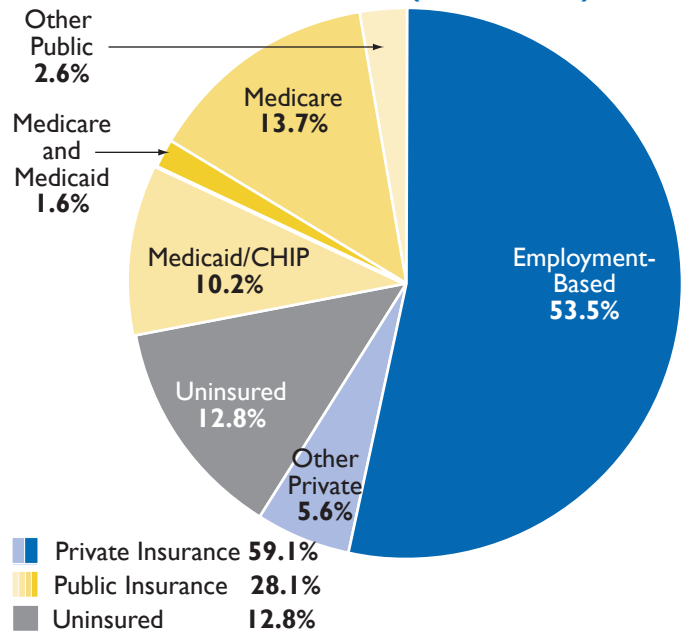
# FACT SHEET

## Snapshot of Insurance Coverage in Kansas

### Major Findings from Recent Census Data Include:

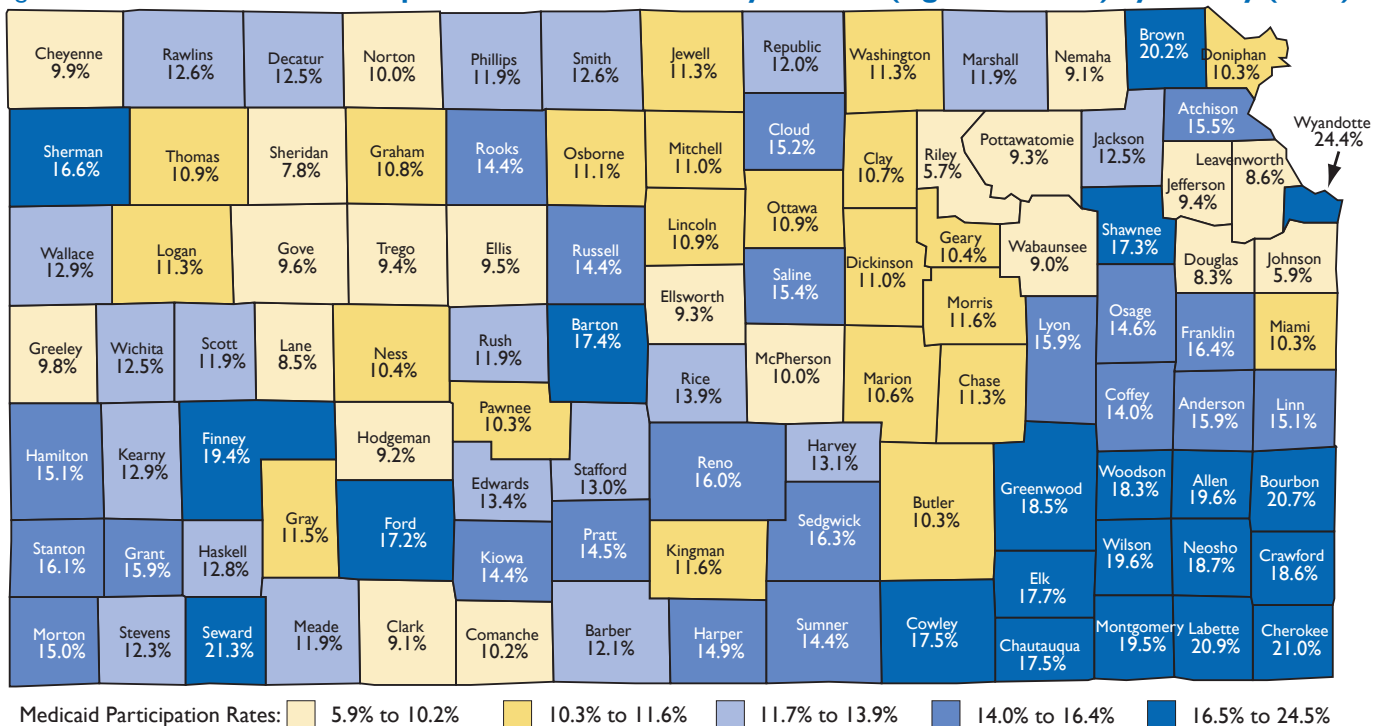
- 351,000 Kansans are uninsured (12.8 percent).
- During the last decade, the number of Kansans with employment-based insurance dropped while more Kansans received public coverage or were uninsured.
- Although employment-based insurance remains the primary source of coverage for Kansans, about one of every four Kansans has public coverage and one of every eight Kansans lacks insurance (Figure 1).
- Non-elderly people living in southeast Kansas or Wyandotte County are more likely than other Kansans to be covered by Medicaid or CHIP (Figure 2).
- People living in western Kansas are more likely to be uninsured (Figures 3 and 4 on page two).

Figure 1. Sources of Health Insurance: All Kansans (2009–2010)



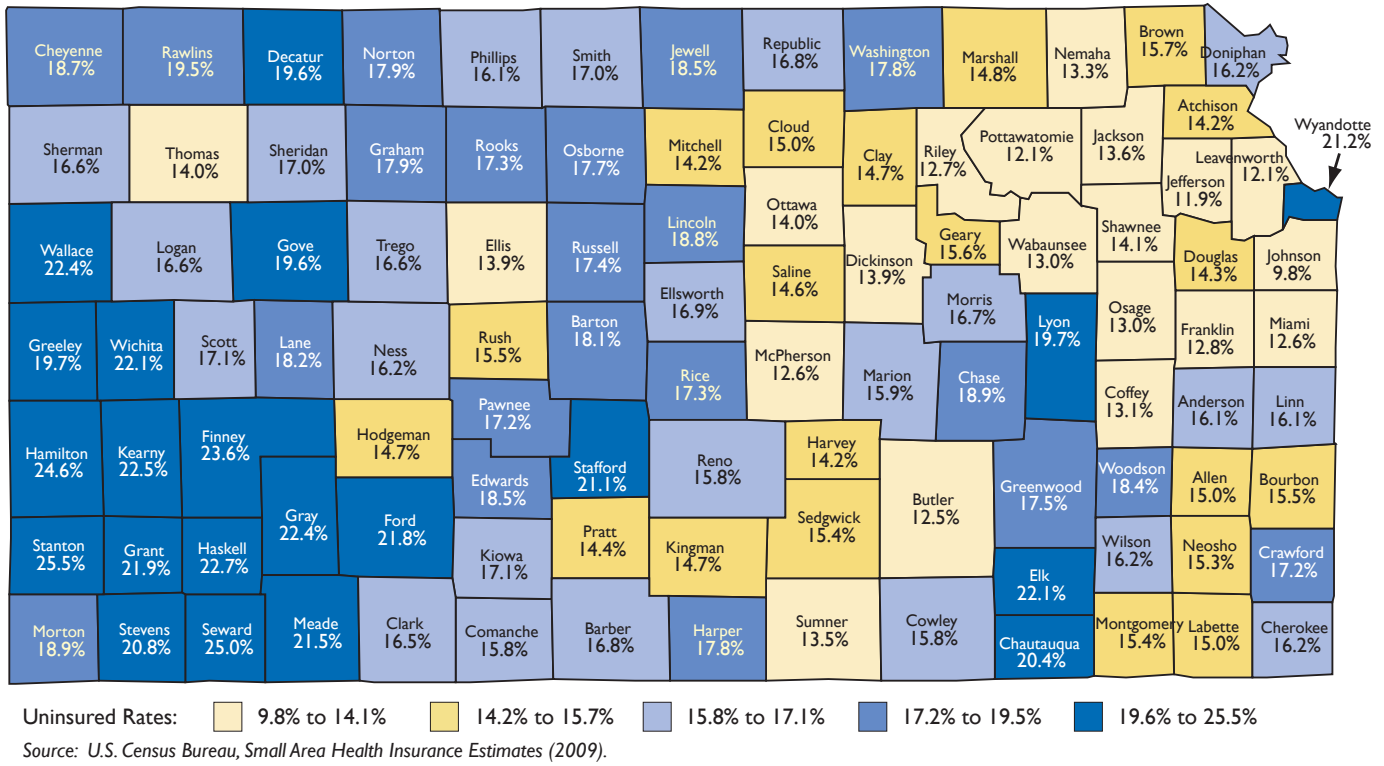
Source: KHI estimates are two-year averages based on the 2010 and 2011 Annual Social and Economic Supplements to the Current Population Surveys.

Figure 2. Medicaid/CHIP Participation Rate of Non-Elderly Kansans (Age 0–64 Years) by County (2010)

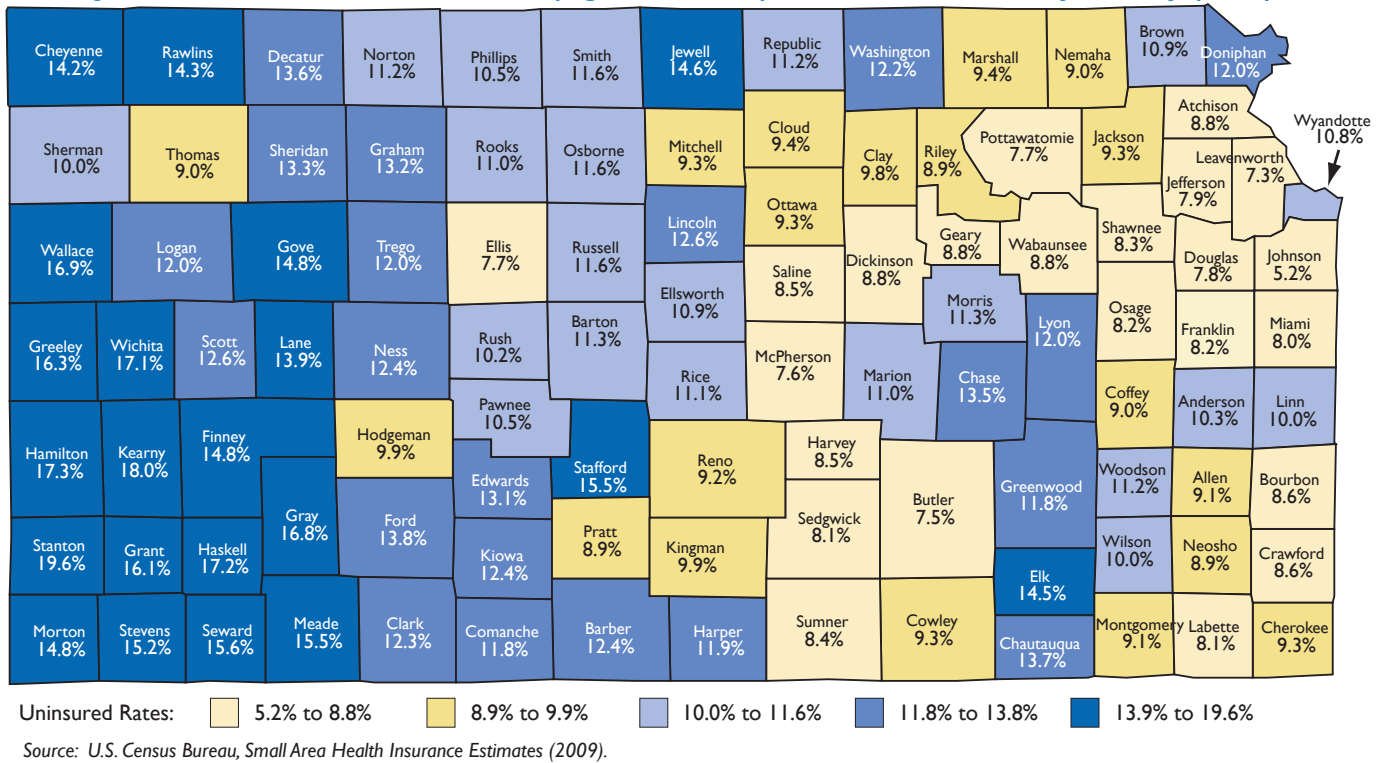


Source: Medicaid Data Analytic Interface (DAI), average monthly Medicaid/CHIP enrollment.

**Figure 3. Percent of Non-Elderly Kansans (Age 0–64 Years) that are Uninsured by County (2009)**



**Figure 4. Percent of Kansas Children (Age 0–18 Years) that are Uninsured by County (2009)**



**KANSAS HEALTH INSTITUTE**

The Kansas Health Institute is an independent, nonprofit health policy and research organization based in Topeka, Kansas. Established in 1995 with a multiyear grant from the Kansas Health Foundation, the Kansas Health Institute conducts research and policy analysis on issues that affect the health of Kansans.

Copyright© Kansas Health Institute 2012. Materials may be reprinted with written permission.

212 SW Eighth Avenue, Suite 300 • Topeka, Kansas 66603-3936 • Telephone (785) 233-5443 • Fax (785) 233-1168 • www.khi.org

KHI/12-01 • January 2012